

PURDUE

U N I V E R S I T Y

PURDUE UNIVERSITY COOPERATIVE EXTENSION SERVICE

Elkhart County

Elkhart County 4-H Fairgrounds

17746-E County Road 34

Goshen, IN 46528-6898

Cooperating with U.S. Department of Agriculture

NON-PROFIT ORG.
U.S. POSTAGE
PAID
PERMIT NO. 42
GOSHEN, INDIANA
46528



Broadcaster

“Helping Each Other Grow!”

Michiana Master Gardeners Association

June 2010

Features This Issue!

Pages

From the President’s Desk by Jerry Martin	1-2
Lawn Care Resource by Ericka Soumare	3
Weed Control by Ericka Soumare	4
Day Minder—Watch Us Grow (June/May)	5
Upcoming Meeting Dates (August and beyond)	6
Extension Office Quilt Garden -Linda Harkleroad	7-10
Member Spotlight Information Form-Mary Davis	11
Quilt Design Wanted by Heidi Zavatsky	12
Poem: Knee-Deep in June by James Whitcomb Riley	13-14
Local Training Opportunities / Other Happenings	15-16
Recipes from Our Master Gardeners	17-18
Continuing Education Seminars Around the State	19-20
Member Meeting Minutes by Jim Bare	21-22
Inside the Extension Office by Kate Rink	23-25
Garden Tour 2010 Flyer with Ticket Locations	26

FROM THE PRESIDENT’S DESK

Where has May gone? First it was too cold to plant. The rains came next which may have been a good thing because as the weather warmed, it was tempting to plant before the danger of the last frost had passed. Then above normal heat arrived and it was time for things to be in the ground. We finally got all our flowers and vegetables planted by Memorial Day and we received a nice shower that morning to help them grow. We have taken down our

springtime greenhouse and now find ourselves needing to weed, mulch and trim – the early growth and blooms of everything this year finds us playing catch up.

The weather cooperated for the MMGA and Extension Home-maker Volunteers to prepare and plant the Quilt Garden at the 4-H Fair Grounds. The garden looks very nice and is ready for visitors. Volunteers will be needed to maintain this garden through October.

Our annual Garden Tour is on schedule and ticket books are available for sale. Be sure to invite your family and friends to attend the tour – remember this year early ticket purchase saves you money. Don't forget to make a craft or pot some plants for sale at the Garden Tour Hospitality Center. Also, I am told there are still opportunities remaining for additional volunteers to work during tour day.

Following on the heels of the Garden Tour will be the 4-H Fair with all the exhibits which includes Open Class Horticulture Flower and Vegetable Exhibition. Everyone is encouraged to enter your flowers, vegetables or garden crafts. The Rules and Entry Form is available on line at <http://www.4hfair.org/openclass.htm>, click on "Horticulture Rules and Entry" or pick up a copy at the extension office. The class of 2009 will be presenting daily seminars in AG Hall during the fair, so stop in and listen to their presentations (remember these count as MG educational training hours). Again, don't forget your help will be needed for AG Hall Set up Meeting July 19, 2010 (Pizza Party afterwards) and volunteer help is needed during each day of the fair to monitor AG Hall.

I hope this note finds you reaping the fruits of your gardening labor – beautiful flowers and fresh vegetables. Enjoy!

Jerry Martin



Lawn Care Resource

by *Ericka Soumare, Purdue Extension Educator*

By now our lawns are in full swing and so is the mowing, and watering, and so forth. Lawns are places where we spend time enjoying things we like to do with people we like to spend time with. Lawns need special care to remain healthy just like a vegetable or flower garden. A little time and effort can go a long way to keeping a lawn looking and feeling its best as it provides a great location for friends and families to be together.

If your lawn is not looking healthy, this can be a distressing thing. You may wonder if the problem is weather related or if there is a disease spreading through your yard. There are many possibilities as to what could be going on with a lawn that does not appear healthy. For example, if the grass has been cut too short, this can cause it to become weak and turn brown in the hotness of the sun. There are also diseases that can infect grass and cause browning or discoloration.

Purdue Extension has an extensive lawn care website that lists every aspect of lawn care. From establishing a lawn to maintaining a lawn, this site provides a wealth of information. You can also find a list of common weeds and diseases with pictures and guidelines. You will also find a lawn maintenance calendar that can help you plan the tasks you want to accomplish for your lawn throughout the year.

All the information above and much more can be found at <http://www.agry.purdue.edu/turf/publicat.htm>.

Weed Control

By Ericka Soumare

Having some weeds in the yard should be expected and accepted because it is nearly impossible to have a completely weed free yard. Also, as I stated in previous articles, a little bit of weedy vegetation can attract insects, which in turn can attract more wildlife such as birds. Sometimes, however, weeds may appear to be drowning out everything you've worked hard to keep alive in your yard and you may feel the need to control them.

There are organic approaches to weed control such as using mulch. Mulch comes in many different textures such as chipped bark, straw, or hay. Plastic mulch can also be used and is best for warm season vegetables such as tomatoes and peppers because they tend to keep the soil warmer than other types of mulch. Another organic product that controls weeds is corn gluten meal. It is a pre-emergent organic weed killer, which means it must be applied before weeds emerge. If not timed correctly, desired control will not be achieved. And then, we must not underestimate our own strength. Even hand pulling is a recognized method of weed control and is most effective after a rainy period because it is easier to pull out the entire root system.

There are also many types of chemicals that are used to control weeds. Once your weed is identified, you will be able to locate an herbicide known to control it. It is important to follow label directions carefully to avoid unexpected problems or ineffective results. There are many options for controlling weeds in your yard.

As I mentioned before, living with some weeds is to be expected. For more information on weed control, you can visit the web at <http://www.hort.purdue.edu/ext/HO-217.pdf>.

You can also contact your Elkhart County Extension office for more information. Purdue University is an equal access/equal opportunity institution.

Purdue Extension

Knowledge to Go



Day Minder . . . Watch Us Grow!



14	Mon.	Garden Tour Committee Meeting— Extension Conference Room	6:30 PM
21	Mon.	Board Meeting—Extension Conference Room (12PM if you bring your lunch)	12:30 PM
29	Tues.	Member Meeting—Ag Hall Topic: Hydroponics	7:00 PM

July

9	Fri.	Garden Tour Set Up Goshen College	8:00 AM
10	Sat.	Garden Tour Goshen Area Hospitality 9:00 AM-1:00 PM	10:00 AM- 5:00 PM
12	Mon.	Garden Tour Committee Meeting— Extension Conference Room	6:30 PM
19	Mon.	Board Meeting—Ag Hall	4:30 PM
19	Mon.	Member Meeting—Ag Hall Fair Set-up: Pizza provided	6:00 PM
23-31	Fri.- Sat.	Elkhart County 4-H Fair, Goshen	Various

Upcoming Meeting Dates

- April 1 through October 1, 2010

Michiana Master Gardener Hotline advice available from 9 am to 1 pm daily. Call 574-533-0554. Extension Office—Goshen.

- ***July 10, 2010***

2010 Michiana Master Gardener Garden Tour,

10 a.m. to 5 p.m. Goshen and the surrounding area.

For more information visit our website:

www.michianamastergardeners.com

August 9th - Garden Tour Committee Meeting

August 16th - Board Meeting

August 31st - Member Meeting 7:00 PM

September 13th - Garden Tour Committee Meeting

September 20th - Board Meeting

September 28th - Member Meeting: “Roses” Presented by Ideko Widman 7:00 PM

October 11th - Garden Tour Committee Meeting

October 18th - Board Meeting

October 26th - Member Meeting featuring Mike Jensen speaking on Hardscapes 7:00 PM

November 11th - Garden Tour Committee Meeting

November 15th - Board Meeting

November 16th - Member Meeting- “Thanks-for-Giving Carry-In” 6:30 PM

December 6th - Board Meeting

No Member Meeting in December



*MMGA partners with Extension Homemakers
for Quilt Garden*

For the third year, Michiana Master Gardeners have worked with the Elkhart County Extension Homemakers, Elkhart County Fairgrounds, and the Purdue Co-operative Extension Service Office in planting a quilt garden at the Elkhart County Fairgrounds. This year's quilt, "Purdue Extension Elkhart County Star," was designed by Mary Ann Leinhart-Cross and is composed of 27 flats of white green leaf begonias, 24 flats of red bronze leaf begonias, 25 flats of purple wave petunias, and 3 flats of curly leaf parsley (a total of 3,100 plants).

The design was approved late last fall and the flowers selected and ordered. An organizational meeting was held in April, and preparation for the planting began. The soil was tilled, tested and amended; bricks for outlining the star were counted and cut; and a plan for marking all 26 of those prairie points was formulated. On May 17th volunteers met and removed the old maintenance pathways, formed the star, and staked out yards of string, forming the pattern of the prairie points, ten stripes, and pathways.

On May 25th MMGA volunteers along with Extension Homemaker volunteers started at the center with the star and planted. The hardest part of the process? Cutting back all of those wave petunias so that they will bloom more profusely. The best part? Digging in the dirt (oops, SOIL) with friends—both old and new.

For the first time the maintenance paths are composed of mulch, not stepping stones. Thus the final step in the process was hauling buckets of black mulch to make the paths. Preen and fertilizer were scattered with the hope that MMGA volunteers who have signed up to maintain the garden twice a week all summer will have little to do as a result. ~(Article and photos submitted by Linda Harkleroad)

Quilt Garden Planting May 25th at the Extension Office



Quilt Garden chair Heidi Zavatsky unloads one of the 79 flats of flowers to be planted.



Linda Sinon begins the entire process by planting white begonias inside the star.

Master Gardeners Gather to Plant



Heidi Zavatsky, Vaneta Alexander (Suzanne Pedler's granddaughter), Lucille Johnson and Linda Sinon plant the wave petunias surrounding the star.

Nancy Ringle plants the begonia stripes.



Jim Maddux, after doing most of the garden prep as well as all of the technical planning for the garden, supervises the actual planting.

Quilt Garden (A pictorial timeline) Page 10




Lucille Johnson helps pour the black mulch for the maintenance paths.



After 3 ½ hours, the planting is complete!

Member Spotlight

By Mary Davis



Mary is asking that members submit the following form so we may feature you in future Broadcasters. Please let current and new MMGA members get to know you.:)

INFORMATION FORM

Your Name: _____ Class _____ Year: _____

Spouse's name and occupation: _____

Your occupation: _____

Have you always lived in Michiana area? _____ If not, when did you come here & why? _____

Particular areas of Master Gardener/gardening interests _____

Areas you have participated in in MMGA _____

Children? (name, gender, location) _____

Grandchildren? _____

Pets? (kind, name, breed, etc.) _____

Hobbies besides gardening _____

Telephone no. (Home or work) and best time to call _____

Think about: (I will call you and discuss these with you):

Why you became a Master Gardener


What you thought about MG training

What you like best about being in MMGA

Please email form to Mary Davis at davis.davispc@verizon.net.

QUILT DESIGNS WANTED

by Heidi Zavatsky



Hi Gardeners,

If you would like to submit a quilt design for the 2011 quilt garden, now's your chance. It could be a favorite block or an original design. I've listed the criteria for garden design. Just submit your plan to me before August 1st. The quilt garden committee will make the final decision, and you may end up with bragging rights for a year. I know that we have numerous quilters in the organization; so take the plunge, have fun and let your creative side show through!

Criteria for Design of Quilt Garden

1. Size & scale design for 800 square ft. area. 80% plants, 24" wide paths.
2. Good planning of plant material (no shade plants in sunny area).
3. Design reflects a quilt using a repeat pattern or borders.
4. Pattern is clearly defined, visible & viewable.
5. Evidence of creativity & innovation in use of plant material & design.
6. August 1st 2010 deadline for submitting design to committee (Heidi Zavatsky or Linda Harkelroad).
7. Plot your design on graph paper. Color with pencils or markers.
8. Quilt garden committee has final decision on colors/plant material used.
9. At least 2 different types of plants must be used in pattern. Suggested plants might be Ageratum, Alyssum, Celosia, Cosmos, Dianthus, Marigold, Petunia, Rudbeckia, Zinnia, Parsley, Basil.

Knee-Deep In June

Tell you what I like the best --
'Long about knee-deep in June,
'Bout the time strawberries melts
On the vine, -- some afternoon
Like to jes' git out and rest,
And not work at nothin' else!

Orchard's where I'd ruther be --
Needn't fence it in fer me! --
Jes' the whole sky overhead,
And the whole airth underneath --
Sort o' so's a man kin breathe
Like he ort, and kind o' has
Elbow-room to keerlessly
Sprawl out len'thways on the grass
Where the shadders thick and soft
As the kivvers on the bed
Mother fixes in the loft
Allus, when they's company!

Jes' a-sort o' lazin there -
S'lazy, 'at you peek and peer
Through the wavin' leaves above,
Like a feller 'ats in love
And don't know it, ner don't keer!
Ever'thing you hear and see
Got some sort o' interest -
Maybe find a bluebird's nest
Tucked up there conveently
Fer the boy 'at's ap' to be
Up some other apple tree!
Watch the swallers skootin' past
Bout as peert as you could ast;
Er the Bob-white raise and whiz
Where some other's whistle is.

Ketch a shadder down below,
And look up to find the crow --
Er a hawk, - away up there,
'Pearantly froze in the air! --
Hear the old hen squawk, and squat
Over ever' chick she's got,
Sudden-like! - and she knows where
That-air hawk is, well as you! --
You jes' bet yer life she do! --
Eyes a-glitterin' like glass,
Waitin' till he makes a pass!

Pee-wees wingin', to express
My opinion, 's second-class,
Yit you'll hear 'em more er less;
Sapsucks gittin' down to biz,
Weedin' out the lonesomeness;
Mr. Bluejay, full o' sass,

In them baseball clothes o' his,
 Sportin' round the orchad jes'
 Like he owned the premises!
 Sun out in the fields kin sizz,
 But flat on yer back, I guess,
 In the shade's where glory is!
 That's jes' what I'd like to do
 Stiddy fer a year er two!

Plague! Ef they ain't somepin' in
 Work 'at kind o' goes ag'in'
 My convictions! - 'long about
 Here in June especially! --
 Under some ole apple tree,
 Jes' a-restin through and through,
 I could git along without
 Nothin' else at all to do
 Only jes' a-wishin' you
 Wuz a-gittin' there like me,
 And June wuz eternity!

Lay out there and try to see
 Jes' how lazy you kin be! --
 Tumble round and souse yer head
 In the clover-bloom, er pull
 Yer straw hat acrost yer eyes
 And peek through it at the skies,
 Thinkin' of old chums 'ats dead,
 Maybe, smilin' back at you
 In betwixt the beautiful
 Clouds o'gold and white and blue! --
 Month a man kin raily love --
 June, you know, I'm talkin' of!

March ain't never nothin' new! --
 April's altogether too
 Brash fer me! and May -- I jes'
 'Bominate its promises, --
 Little hints o' sunshine and
 Green around the timber-land --
 A few blossoms, and a few
 Chip-birds, and a sprout er two, --
 Drap asleep, and it turns in
 Fore daylight and snows ag'in! --
 But when June comes - Clear my th' oat
 With wild honey! -- Rench my hair
 In the dew! And hold my coat!
 Whoop out loud! And th'ow my hat! --
 June wants me, and I'm to spare!
 Spread them shadders anywhere,
 I'll get down and waller there,
 And obleeged to you at that!

James Whitcomb Riley
 (1849-1916)

LOCAL TRAINING OPPORTUNITIES...

New Master Gardener Class is Starting!!

Sign-up is underway for the new Master Gardener Program classes which will begin on Wednesday, August 18th, and will continue once a week until Wednesday, December 15th. The time of each class will be from 1 pm to 4:30 pm. The cost for the 18 week course is \$175, which includes all reference resources and publications that you will for the participant to keep. Please encourage friends and/or family members to call the Extension Office if they are interested in this awesome program!!

Training workshops at Sautter's Greenhouse **(counts as training hours)**

6/12 Bowling Ball Lawn At (Workshop \$10)
6/26 Attracting Bluebirds
7/17 Butterfly & Hummingbird Gardens
7/24 Insect, Disease & Weed Control
7/31 Specialty Gardens - Fragrance, Cutting ...
8/07 Creating a Backyard Wildlife Habitat
8/21 Native Plants
8/28 Leaf Castings (Workshop \$15)
9/25 Garden Tool Care
10/9 Orchids
10/16 Putting Your Gardens to Bed
10/16 Houseplant Care (this seminar will be held at 2pm)
10/23 Attracting & Feeding Birds
11/06 Make Your Own Bird Treats (Workshop \$10)
11/27 Evergreen Planters (Workshop \$20)
12/11 Evergreen Wreath (Workshop \$15)



Note: Please submit articles for the Broadcaster to Sherrie Zou at sherrie.zou@gmail.com by the end of each month so we can get the publication mailed to you before our monthly Membership meetings the following month. Thanks to everyone for keeping the articles, photos, and recipes coming in.

... AND OTHER HAPPENINGS

PLANNING MEETING FOR THE SPRING CELEBRATION

*I would like to schedule our first planning meeting for the Annual Spring Celebration for June 21st at 6:30 p.m. Last year we met at Panera Bread in Goshen near Meijer. If that worked for everyone, I'd like to continue to meet there. (I love their salads.) If you want to eat something, come at 6:00. Anyone who might be interested in helping to plan this event is welcome to come to the meeting. I haven't heard from the speaker yet, but maybe I will have some information by then. If you have any questions, please contact me.
My home number is: 574 354-4356 My cell is: 574 226-1103.
My email is eferland11@verizon.net
I hope you can join us.*

~Gwen Ferland

More Mini Messages from the M & M's

M & M color of the Month: True Blue

As you savor that True Blue M & M, think about our members who are reliably always there, i.e. those who set up for meetings, the program people, refreshments servers, others like Broadcaster creators, hot line hotties, etc. etc. etc. volunteers for..... everything!
Thank you for your willingness and smiles!
What a great True Blue Association we are!

More True Blues:

Thanks to: Greeters for April: Vickie Estep, & Barbara Heeter and May: Dyanne Zimmerman.
Plant-of-the Month persons: Gaye Yoder, Vickie Estep, Judy Marquart, Jean Rombke and Helen Martin, February to May.

The M & M's, your Membership Marilyn
522-6889 or mrlnifly@aol.com

Recipes from our

Spinach Soufflé

1 lb. fresh spinach
1/4 c. butter
1/4 c. all purpose flour
1/4 t. salt
1/8 t. pepper
1 c. milk
1 t. instant minced onion
1 t. salt
1/8 t. nutmeg
3 eggs, separated
1/4 t. cream of tartar



** Recipe from the Betty Crocker
Cookbook c. 1969*

Cook spinach as follows: Remove root and stems, wash several times in water, remove sand, drain, remove stems, place greens in saucepan using only the water that clings to leaves, cover, cook 3-10 minutes. Drain, chop.

Heat oven to 350 degrees. Butter 1 1/2 qt. soufflé or casserole dish. Melt butter in saucepan over low heat. Blend in flour, 1/4 t. salt, and pepper. Cool over low heat, stirring until mixture is smooth and bubbly. Remove from heat. Stir in milk. Heat until boiling, stirring constantly. Boil and stir one minute. Remove from heat. Stir in onion flakes, 1 t. salt, and nutmeg.

In large mixer bowl, beat egg whites and cream of tartar until stiff; set aside. In small mixer bowl, beat egg yolks until very thick and lemon colored; Stir into white sauce mixture, then stir in spinach. Stir about 1/4 of the egg whites into spinach sauce mixture; gently fold that into remaining egg whites. Carefully pour into casserole dish. Set dish in pan of water 1" deep.



Bake at 350 degrees for 50-60 min. until puffed and golden brown and knife inserted comes out clean. Serve immediately. Serves 4-6.

Master Gardeners**Light Batter for Frying Vegetables**

3/4 c. cornstarch*
1/4 c. flour
1 t. baking powder
1/2 t. salt
1/4 t. pepper
1/2 c. cold water
1 egg, beaten

Mix all ingredients in deep bowl. Dip COLD sliced veggies into batter and deep fry until golden brown. The best temperature to deep fry at is 425 degrees. If desired, you can double dip veggies by dipping in batter then if flour and again in batter to make a thicker batter coating. (I don't usually do this.)

*You may substitute 1 c. flour and increase baking powder to 1 1/2 t. and cold water to 3/4 c. if you don't have the cornstarch on hand.



Enjoy!!
~Vickie Estep

CONTINUING EDUCATION SEMINARS

- June 14, 2010

Quilt Gardening Sponsored by Madison County Master Gardeners, 4-H Fairgrounds, Alexandria, IN. 6:30 Social Time 7:00 Program. Speaker: Stacy Clupper, Purdue Ext. Blackford County. Stacy says: “I am not an expert on the ‘Quilt Gardens’ of Elkhart County, just a fan who believes they have really done a great job designing the gardens and marketing their efforts.” For info, call Janet Poore 765-635-5671.

- June 17-19, 2010

2010 Purdue Master Gardener State Conference: 2010 Gardener Odyssey, Purdue University —West Lafayette.

“Cultivating A Sense of Place” and “Gardens with A Sense of Place”

“Teaching About Insects, Travels with a Chicken, and Other Tales:

“An Ecological Odyssey: Foundations for A Livable Future”

Activities include: Search For Excellence, MG Photo Contest, Trade Show, and Silent Auction. Additional info can be found at <http://www.hort.purdue.edu/mgconf>. Contact Ed Keller at ebkeller@purdue.edu.

- June 19, 2010

“Saturday Gardening Series” by Madison County Master Gardeners, Anderson Public Library, 3rd Floor, Anderson, IN, 10:30 am—12:00pm, #4 in the 9 week series is “Mission Berry Farm Field Trip by Farmer Dave” For Information call the Purdue Extension Office at 765-641-9514 or online: www.madisoncountymastergardener.org/upcoming_events.htm.

- June 26, 2010

10th Annual Mid-Summer Garden Stroll Sponsored by the Howard County Master Gardeners, Seven unique gardens in Kokomo and Howard County, IN, 10:00 am—4:00pm, Rain or shine. Tickets: \$9 advance, \$12 day of “Stroll”, children under 12 are free.

- July 1-14, 2010

England and Its Gardens, International Study Abroad for Purdue Master Gardeners.





AROUND THE STATE

- June 26, 2010

2010 Garden Tour Sponsored by the Madison County Master Gardeners, Seven unique gardens in Kokomo and Howard County, IN, 10:00 am—5:00pm, Rain or shine. Tickets: \$5 per person and they are available at the garden sites around Anderson and Frankton, IN. Visit all the details at:

www.madisoncountymastergardener.org

- July 11, 2010

Advanced Master Gardener Training Sponsored by the Blackford County Master Gardeners, Location: Patchwork Perennials Daylily Farm, Hartford City, IN, Visit all the details at: (no cost to attend)

www.patchworkperennials.com

- July 14, and August 18, 2010

Advanced Master Gardener Training Sponsored by Lake County Master Gardener Program. Location: Taltree Arboretum and Gardens near Valparaiso (outdoors in the Pavilion). Noon to 4 pm. Fee: \$12 per session prepaid; \$30 prepaid for all 3 sessions; \$15 per session on site. Contact: Taltree Arboretum: 219-462-0025 Sessions: June 9th—Pruning Demo/Basics of Pruning; Perennial Identification. July 14th—Propagation and Making New Roses; Fertilizing Landscape Plants/Plant Problem Diagnostics. August 18th—Water Gardening, Pond Weed Management


- July 17, 2010

“Saturday Gardening Series” by Madison County Master Gardeners, Anderson Public Library, 3rd Floor, Anderson, IN, 10:30 am—12:00pm, #5 in the 9 week series is “Guenewald Heirloom Garden” For Information call the Purdue Extension Office at 765-641-9514 or online:

www.madisoncountymastergardener.org/upcoming_events.htm .

- August 21, 2010

“Saturday Gardening Series” by Madison County Master Gardeners, Anderson Public Library, 3rd Floor, Anderson, IN, 10:30 am—12:00pm, #6 in the 9 week series is “Midwestern Meadows”. For Information call the Purdue Extension Office at 765-641-9514 or go online to their website.



MMGA Membership Meeting
May 25, 2010,
7:00 p.m. Ag Hall

President Jerry Martin called the meeting to order at 7:00 p.m. and welcomed the 64 members present.

PROGRAM

Jim Bare introduced Dr. Dale E. Hess, Associate Professor of Agroecology and Collegiate Program Director at Goshen College's Merry Lea Environmental Learning Center. Dr. Hess spoke on the inter-relationships of plants, insects, animals and ultimately, humans. He promoted the propagation of native plants. Native plants have three times the insect diversity of introduced plants. Insects are food for birds and animals as well as play a vital role in plant pollination. A new word this writer learned was *entomophagy*, the practice of eating insects. .

BUSINESS

Thank you Sue Stevens and Earl Bailey for refreshments during break.

Steve Arnold introduced his wife Donna, President of a local Painters Guild, who invited us to a June 12 art display and sale at DeFreeze Gardens. Donna and other local artists will be displaying their work on the subject of Gardens. There will be refreshments and music; the event will cost \$2 per person and will be on from 10 AM to 4 PM.

Erica Soumare reminded members to get their volunteer hours turned in to the Extension office. She had forms available.

Larry Drudge, Treasurer, reported that we have \$27,836.19 in the bank today. The Purdue scholarship money, \$2000, has been sent. This for an Elkhart County horticultural student.

Paul Miles invited members to nominate themselves or someone else for one of four positions to be open on the MMGA Board of Directors in 2011. (Another position will be filled from someone from the 2010 class). Paul reviewed the requirements, duties and responsibilities, reporting and time commitments of a Board Member. The election will be in November.

Membership Meeting Notes (con't.)

COMMITTEE REPORTS

Quilt Garden – Heidi thanked everyone who helped plant the Quilt Garden this very morning! Maintenance volunteers are still needed for August / September.

Community Gardens – It was reported by Suzan Stuckman that there had been a problem with the irrigation pump that has hopefully been repaired.

Elkhart County Fair – Volunteer sign-up sheets were available tonight.

Garden Tour – Heidi had flyers and Ticket Books available. Tickets are \$10 each. Volunteer sign-up sheets for the Garden Tour were also available.

Membership Committee – Marilyn Horvath requested someone to bring in a door prize to the June meeting.

Merchandise - Doris Kehr again displayed examples of merchandise that will be available for viewing and purchase on-line.

New Class Seminars for the Spring have been completed. They will be repeated during the Fair.

Program Committee – The June speaker will be someone speaking on Hydroponics. The speaker will be coming from Kalamazoo.

Speakers Bureau – No report.

Five door prizes were available. They were won by Marlene Pratt (dahlia), Carol Novy (bouquet of peonies), Jean Rombke (catnip), Gwen Ferland (rhubarb) and Penny Stroup (mystery plant).

Respectfully Submitted,
Jim Bare
May 27, 2010



INSIDE THE EXTENSION OFFICE



by **Kate Rink**

Well, Mother Nature has been very fickle the past couple of months. She can't decide, first of all, if it's April or May. Our usual April seemed like May. We were going like gangbusters, working like maniacs, and getting all kinds of things done then BAM! May showed up on the calendar, and things came to a screeching halt. At least that was the case for the first part of the month. She must have taken a look at our average yearly rainfall and noticed that we were 4 inches below and decided to just take care of that! It wasn't quite forty days and forty nights but it seemed like it! So then I wondered if she thought it was August instead of May. Eight straight days of over 80 degrees, what's up with that? I guess we should never try to figure out Mother Nature. Anyway, the end of the month turned out to be much more productive than the beginning. Aren't we glad for that?!

Our calls coming into the Extension Office are steadily increasing as our growing season gets into full swing. Homeowners have discovered new weeds they haven't seen before. They want to know that suppositious magic day that is considered to be the "all clear," frost free date. They want to know exactly which pests, are doing their best to devour those plants with the utmost zest, that they have worked so hard to nurture. Our Master Gardener Hotline volunteers are on duty and anxious to put into practice the things they have learned from their classes.

One frantic mother called in stating that her son had gotten his hands on a sprayer containing an all-purpose

vegetation killer and sprayed the yard. Thinking that he was being helpful, it was quite the contrary. She wondered what she could do now since the grass was dying. The advice was simple to the worried mother. She advised that the old sod be removed and new soil added. Then reseed with the same type of grass seed. Some Purdue publications on grass and lawn care were sent to the homeowner for reference. The lesson to be learned here is, Keep Out Of The Reach Of Children.

Some interesting information came through on avocados. A homeowner was noticing a uniform leaf burn on his avocado plant leaves. Our MG lost no time in discovering the cause of the problem. Sodium and/or chloride build-up can occur in irrigation watering. This high content of chloride starts at the tip of the leaf and is commonly described as tip burn. Sodium scorch, caused by sodium accumulation does not start at the tip but rather as necrotic or scorched spots near the margin or in the interior area of the leaf. These accumulations can be caused by either too much of each in the water supply or inadequate weekly watering. Testing the water would be the first thing to do. Finding out those levels first and then acting accordingly with a watering strategy, would then hopefully alleviate the burning problem.

Have you ever heard of Japanese Knotweed? I never had, and I hope I never get it. It sounds like a nightmare weed! Consider yourself lucky if you don't have it. It is a perennial. It spreads by rhizomes. One of the best ways to identify it is that it resembles bamboo, although it is not. It is a member of the buckwheat family and was introduced to the U.S. from Asia as an ornamental.

Inside the Extension Office (Con't.)

Japanese Knotweed is now on many states' noxious and invasive plant lists.

Control is difficult and requires patience. Rhizomes can extend up to 30 feet from the parent plant! Glyphosate or Round-up is the application of choice although, several applications are necessary, sometimes over more than one year for complete control. On a positive note: Japanese beetles love this plant but probably not enough to totally eradicate it. Upon learning all this information, the lady that had it thought she would go to her nearest lawn care store ASAP and start working on removing this incredible weed.

A homeowner brought in arborvitae leaves with had turned brown and were dying. The Ortho book had the exact picture of the specimen that had been brought in. The problem was a leafminer that had burrowed itself inside the leaf. The recommendation was to spray a systemic insect killer around the base of the tree when the eggs are hatching in the early summer. That Ortho book, it's amazing how helpful it is at times like these! That was an easy fix for our MG. I wish they were all that easy.

That's about all for now. I'm sure next month we'll be up to our ears with calls. Our diligent Master Gardeners won't have a moment to spare. They'll be as busy as the bees in summer getting those questions answered. For that, I'm sure we all are grateful.

~Kate Rink



Michiana Master Gardeners' Association presents
Elkhart County's 14th Annual

2010 GARDEN TOUR

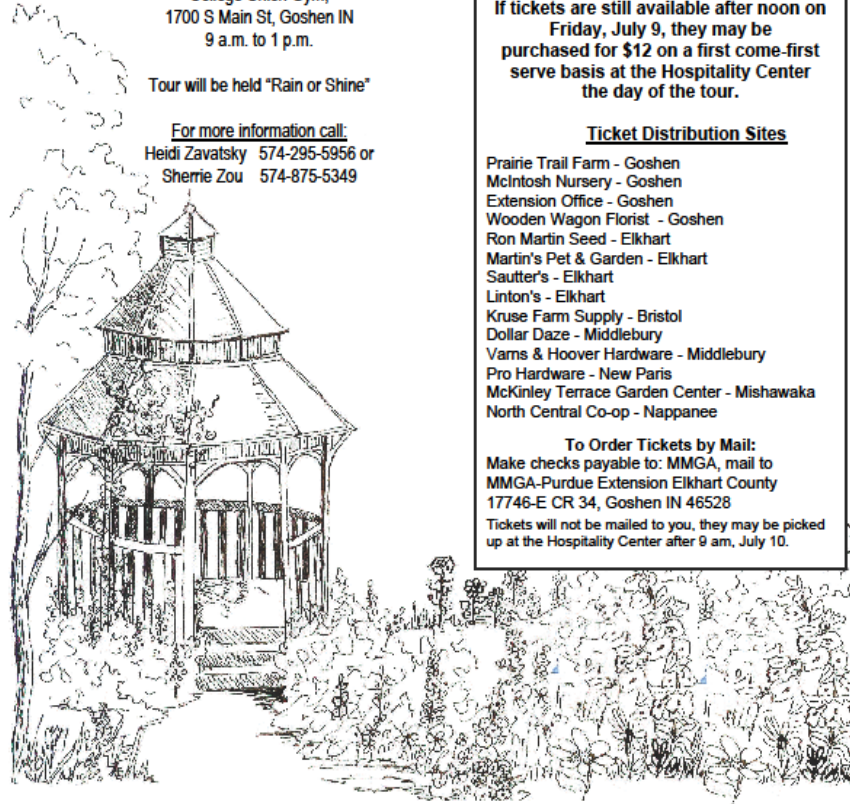
Saturday, July 10th

10 am to 5 pm

Tour includes 9 beautiful gardens in the Goshen area along with unique gifts and other garden related items available at the Hospitality Center located at Goshen College Union Gym, 1700 S Main St, Goshen IN 9 a.m. to 1 p.m.

Tour will be held "Rain or Shine"

For more information call:
Heidi Zavatsky 574-295-5956 or
Sherrie Zou 574-875-5349



TICKET BOOKS

\$10 per person (pre-sale)

Ticket Book sales are Friday, May 28 through noon on Friday, July 9.

If tickets are still available after noon on Friday, July 9, they may be purchased for \$12 on a first come-first serve basis at the Hospitality Center the day of the tour.

Ticket Distribution Sites

Prairie Trail Farm - Goshen
McIntosh Nursery - Goshen
Extension Office - Goshen
Wooden Wagon Florist - Goshen
Ron Martin Seed - Elkhart
Martin's Pet & Garden - Elkhart
Sautter's - Elkhart
Linton's - Elkhart
Kruse Farm Supply - Bristol
Dollar Daze - Middlebury
Vams & Hoover Hardware - Middlebury
Pro Hardware - New Paris
McKinley Terrace Garden Center - Mishawaka
North Central Co-op - Nappanee

To Order Tickets by Mail:

Make checks payable to: MMGA, mail to
MMGA-Purdue Extension Elkhart County
17746-E CR 34, Goshen IN 46528

Tickets will not be mailed to you, they may be picked up at the Hospitality Center after 9 am, July 10.

Garden Tour ticket booklets are out for purchase at the above locations. MMGA members may take books to sell at their workplace, church, school, or neighborhoods. See Heidi at the member meeting or call her at (574) 295-5956.

MICHIANA MASTER GARDENERS ASSOCIATION
ELKHART COUNTY
Mission Statement



The Michiana Master Gardeners Association is a not-for-profit educational organization dedicated to the improvement of the community. Members of the Association have completed the requirements of the Master Gardener Volunteer Training Program, working in affiliation with the Purdue Extension Service of Elkhart County. Its specific aim is to improve the quality of life in the community by providing information and technical assistance in the area of home horticulture through the use of trained and certified volunteers.

*“I wonder what it would be like to live
in a world where it is always June.”*
~Lucy Maud Montgomery

PURDUE
UNIVERSITY

ELKHART COUNTY EXTENSION OFFICE
ERICKA SOUMARE
EXTENSION EDUCATOR
AGRICULTURE/NATURAL RESOURCES
17746-E CR 34, GOSHEN IN 46528
(574) 533-0554
JUNE 2010