

# **PURDUE**

U N I V E R S I T Y

PURDUE UNIVERSITY COOPERATIVE EXTENSION SERVICE

*Elkhart County*

Elkhart County 4-H Fairgrounds

17746-E County Road 34

Goshen, IN 46528-6898

*Cooperating with U.S. Department of Agriculture*



# Broadcaster

*“Helping Each Other Grow!”*

Michiana Master Gardeners Association

January 2011

## *Features This Issue!*

*Pages*

From the President’s Desk—Marilyn Horvath	1-2
Day Minder - Meeting Dates	3-4
Board Members	5
Tree Sale Update	6
Perennial Flowers in the Landscape E Soumare	7
Annual Flowers in the Landscape Ericka Soumare	8
January Member Meeting	9
Class of 2010	10
Recipes from our Master Gardeners	11-12
Garden Tour Volunteer Opportunities R. Loucks	13-14
Attracting Bluebirds to Your Yard C Richmond	15
Growing Mealworms for Your Birds C Richmond	16-18
Continuing Education Opportunities	19-20
Splinters from the Board Linda Harkelroad	21
Quilt Garden Tour Update Heidi Zavatsky	22
Standing Committee Chairs, Co-Chairs, Liaisons	23-24
Learning Opportunities—Local Seminars	25
12th Annual Public Seminar: Felder Rushing	26

## FROM THE PRESIDENT’S DESK

Dear Master Gardener Friends,

It is a new year, 2011. I barely got used to writing 2010! New years always bring thoughts of the past and


I ran across a saying by Jonathon Westover that spoke to me: "We have a choice: to plow new ground or let the weeds grow." It spoke to me because I am very humble about assuming this new position and a bit fearful of not living up to our high standards... But if we don't try new things or plow new ground, we are letting the weeds grow and limiting our opportunities and abilities. Hopefully, not only will I gain from this endeavor, but the MMGA will too. Example: If I can do it, you can too! With your help, we will plow that new ground and not only keep the weeds down, but encourage beautiful new flowering growth!

I am truly in awe of all the talent, education, enthusiasm and ideas that are out there in our MG midst. It is the only group I have ever been involved with that volunteers before it is known what all is involved!

New members on the Board have big shoes to fill, left by these outgoing members: Paul Miles, Jim Maddux, Jim Bare, and Rhonda Loucks. Thanks to each for your leadership; we still hope and expect you to be involved! A hearty thanks goes to our outgoing 2010 President, Jerry Martin, for his fine organizational and leadership skills; this administration will be grateful for his advice and assistance.

So, let's get ready for newly plowed ground! Read the seed catalogs, utilize the incoming abilities, and get involved. So many opportunities...so much talent...so little time—no, make that so much time—It IS a New Year!!

May yours be happy, healthy, and successful.





*Day Minder . . .  
Watch Us Grow!*



*January 2011*

25	Tues.	Rain Barrels” presented by Brad Lantzer (Class of 09)	7:00 PM
----	-------	---	---------

*February 2011*


7	Mon.	Garden Tour Committee Meeting— Extension Office Conference Room	7:00 PM
21	Mon.	Board Meeting—Extension Conference Room (Optional Lunch 12 PM)	12:30 PM
22	Tues.	Member Meeting—ATTRACTING BIRDS TO YOUR BACKYARD pre- sented by Mary Lerner (Class of 99) and Millie Ferro	7:00 PM

*March 2011*

12	Sat.	Spring Celebration “ <b>Slow Gardening®</b> ” presented by <b>Felder Rushing</b>	1:30-4 PM
12	Sat.	Annual Dinner, Greencroft Senior Cen- ter, Goshen. Social Time: 5 PM, Mem- ber Dinner Paid by Assn., Guest Dinner Tickets are \$17	5:30 PM
14	Mon.	Garden Tour Committee Meeting— location Fairgrounds History Room	7:00 PM
21	Mon.	Board Meeting—Extension Conference Room (Optional Lunch 12 PM)	12:30 PM

**Upcoming Meeting Dates**

- April 11th** - Garden Tour Committee Meeting
- April 18th** - Board Meeting—Location Fairgrounds History Room
- April 26th** - Member Meeting—THE STATE OF ALASKA AND ITS GARDENS AND FLOWERS by MMGA member Vallie Havens
  
- May 9th** - Garden Tour Committee Meeting
- May 16th** - Board Meeting
- May 31th** - Member Meeting—Angie Smith, Elkhart County Feral Cat Coalition
  
- June 13th** - Garden Tour Committee Meeting
- June 20th** - Board Meeting
- June 28th** - Member Meeting—TBA
  
- July 9th** - **2011 GARDEN TOUR, 10 AM to 5 PM.**  
**Location: Northwestern Elkhart County**
- July 18th** - Board Meeting 4:00 Board Meeting Ag Hall
- July 18th** - Member Meeting **6:00 PM FAIR SETUP AND PIZZA PARTY** Ag Hall
- July 22nd to July 30th** - ELKHART COUNTY 4-H FAIR
  
- August 8th** - Garden Tour Committee Meeting
- August 15th** - Board Meeting
- August 30th** - Member Meeting—6:30 PM Garden Tour Appreciation Dinner
  
- September 12th** - Garden Tour Committee Meeting
- September 19th** - Board Meeting
- September 27th** - Member Meeting—7 PM, Aaron Kingsley, Forester for the City of Goshen
  
- October 10th** - Garden Tour Committee Meeting
- October 17th** - Board Meeting
- October 25th** - Member Meeting—Sarah Heeter, Parks of Chicago
  
- November 21st** - Board Meeting
- November 29th** - Member Meeting—Thanks-for-Giving Carry-In



## MMGA 2011 BOARD MEMBERS



Front Row (seated L to R): Larry Drudge, Treasurer, Barb Heeter, VP, Marilyn Horvath, President, Linda Harkleroad, Secretary. Back Row (Members at Large): Ruth Middleton, Stan Palmer, Jerry Martin, Linda Sinon, Leah Lichtenberger, Kate Rink, Vickie Estep, Betty Foltz

Hello to all MG,

This is just a reminder that the Tree Sale forms are available and can be picked up at the SWCD office. You can call the office at 533-3630 ext. 3 to have them ready when you pick them up. Remember the order deadline is March 11, 2011. I will also have a few at the MMGA meeting January 25. I will also have a sign up sheet, for volunteers to help with the prep and sale, at the January meeting.

Thanks, Barb Heeter, Tree Sale Co-Chair

## Tree Seedling Sale

Page 6

The Elkhart County Soil and Water Conservation District (SWCD) and Michiana Master Gardeners are again offering quality tree seedlings for those in the Elkhart County area who would like to plant small quantities of quality seedlings. These seedlings range in size, and will be at least 10 to 24 inches high.

Prices for five packs range from \$6.00 to \$12.00, and discounts are given for ordering in 10 or 25 packs. All orders placed on or before January 7, 2011 will receive an additional ten percent discount. The final deadline to pre-order trees is March 11, 2011.

Fourteen different species are being offered, including conifers, deciduous trees, and flowering shrubs. Two new options this year are Fraser Fir and bittersweet vines. We will again sell a variety pack, which will include two seedlings each of Butterfly Bush, Allegheny Serviceberry, and Kousa Dogwood.

Payment by check or cash must accompany all orders, and be in the SWCD office by the deadline date. Order forms can be obtained at various local businesses, from Michiana Master Gardeners, or at the SWCD office. You can also request a form by sending a self-addressed, stamped envelope to Elkhart County SWCD, Attn: Elkhart County Tree Program, 17746-B County Rd. 34, Goshen, IN 46528, or by logging on the website at [www.elkcoswcd.org](http://www.elkcoswcd.org). Proceeds from the sale will be used to promote educational programs by the SWCD and the Michiana Master Gardeners Association.

Tree pick up will be at Ag Hall on the 4-H Fairgrounds in Goshen on April 16, 2011. Additional tree seedlings will be offered for sale on a first come, first served basis during the pick-up hours of 9:00 A.M. through 1:00 P.M. At that time prices for five packs will range from \$12.00 to \$24.00, and only five packs will be offered. Contact the Elkhart County SWCD with any questions at 574-533-3630 ext. 3.

*Nancy Brown, Tree Sale Co-Chair*



**Perennial Flowers in the Landscape**

**By Erica Soumare**

Once again, I want to mention the inability of many plants to show much activity this time of year, but planning for this year's garden projects can be a great time saver when spring comes around. Perennial flowers may be an appealing option because these flowers can last up to three years or even longer. There is a variety of flowers to choose from, each offering a special touch to the landscape.

It is best to plan on paper and have a good idea about the perennials you wish to have in your yard. When compared to annuals, most perennials have shorter blooming seasons. All of these require fertile soil that drains well. There are varieties for both sunny and shady location. You can check on the varieties in garden seed books or the internet.

If you plan to incorporate perennials of different heights in your yard, be sure to place the taller plants at the back, the medium sized plants in the middle, and the shorter plants in the front. This will ensure that all of the plants can be easily seen and enjoyed. There are many colors to choose from when selecting perennials. For this reason, many different color combinations can be used to add a splash of color to the landscape, or a dramatic scene that is sure to be noticed. Also, it is possible to grow perennials that bloom at different seasons to keep the yard colorful.

Perennials need the proper growing conditions and care to last. They can accompany other plants, trees, and annuals in the lawn or garden. For more information on how to successfully grow perennials, you can visit the web at [www.hort.purdue.edu/ext/HO-061.pdf](http://www.hort.purdue.edu/ext/HO-061.pdf). Another publication that has a list of perennials to choose from can be found at [www.hort.purdue.edu/ext/HO-079.pdf](http://www.hort.purdue.edu/ext/HO-079.pdf). You can also contact your Elkhart County Extension office for more information.

*Purdue University is an equal access/equal opportunity institution.*

**Annual Flowers in the Landscape**  
**By Erica Soumare**

In last week's article, I talked about perennial flowers for the landscape. This week I would like to address annual flowers. There are many possibilities for the yard and they come in a variety of colors and shapes. As your garden planning continues, you may want to consider including some annuals, or using all annuals depending on the types of flowers you want for your yard.

Annuals complete their entire life cycle in one year, unlike the perennial that will go dormant and then come back into bloom for several years. Despite this shorter life span, annuals come in many varieties and can add tremendous color and effect to the yard. For this reason, they are still sought after for landscaping and gardening projects.

When working with annuals, many factors need to be taken into consideration such as location, soil preparation, and watering to name a few. Some flowering annuals do best in an area that has full sun. There are some annuals that do better in shade, so be sure to know what type of annuals you have because too much sun exposure for some plants can cause the leaves to scorch. Also, well drained soil is ideal.

Annuals can provide many possibilities for the lawn and garden. They can be planted among perennials or used to fill in spaces between other plants. You can find a list of annuals on the web at <http://www.hort.purdue.edu/ext/HO-080.pdf>. You can also go to <http://www.hort.purdue.edu/ext/HO-99W.pdf> to find information on the proper care of annuals such as fertilizer use, watering, and soil preparation.

*Purdue University is an equal access/equal opportunity institution.*



***January 2011 MMGA Membership Meeting***

*We are pleased to announce the program for the January 25th, 2011, membership meeting will be one of our own members. Brad Lantzer, who is a member of the Class of 2009, will be giving us a presentation on "Rain Barrels". Brad makes his own rain barrels and uses them around his home. He has a unique way of getting his materials to put these together, and I am sure you will enjoy hearing him speak. If you attended any of the seminars presented at the 2010 Elkhart County Fair, you may have heard him speak.*

*Future programs: February 22nd will be "Attracting Birds to Your Backyard" presented by Mary Lerner and Millie Ferro. Mary is a Master Gardener from the Class of 1999, and Millie is a former teacher for the Concord Community Schools.*

*April 26th will be "The State of Alaska and Its Gardens and Flowers" presented by MMGA member Vallie Havens.*

*Thanks, Barb Heeter, Co-Chair Program/  
Refreshment Committee*



Please email articles for next month's Broadcaster to Sherrie Zou by February 7th. You may also mail them to Linda Kimple in the extension office or to me at my home (address in the directory)  
~Thank you!

## Master Gardener Class of 2010



Bottom Row: Left to right:

Susan Klepinger, Pat Watson, Loanne Harms, Laurie Eppers, Christie Egendoerfer, Valerie Kurk, Bree Herring, Deborah Schumacher

Middle Row: Left to right:

Stephanie Conder, Sherrie McClure, Sandy Stevens, Jim Carpenter, Terry Diane Wiley, Thomas Holloway

Top Row: Left to right:

Erynn Ziegler, Craig Stiver, Shekinah Hochstetler, Ed Cooper, Stan Palmer, Maria Hershberger

Another 18 weeks of Master Gardener Classes has passed and, as a result, the new class is ready and anxious to give back to the community. With the class behind them, they will now continue to work on spring seminars for next year and other volunteering opportunities. This is what the Master Gardener Program is all about – taking the knowledge gained and giving it back to the community. This makes the program much more than a series of gardening classes for personal growth. This is why the motto of Master Gardeners is “Helping Others Grow.”

The Master Gardener class of 2010 is planning to offer several classes this winter and spring on gardening related subjects. Brochures for the Master Gardener seminars will be available soon at many locations throughout the area, so be sure to look for them. Master Gardeners are also available to speak to groups in the community, including schools, service clubs and church groups.

Like the first class I taught last year, it has been an absolute pleasure to teach the class of 2010. I also had the help of wonderful guest speakers who also taught classes. The next series of classes for Master Gardeners will be offered in the fall of 2011. For more information, you can call your Purdue Extension Office in Goshen at 533-0554 to be placed on a mailing list for an application. ~*Ericka Soumare*

***Recipe from our Master Gardeners***

**Chocolate Pecan Pie Bars**

**What you need:**

1 c. butter or margarine, softened  
2 c. flour  
2 c. sugar, divided  
1/4 t. salt  
1 1/2 c. light corn syrup  
1 pkg. (8 squares) Baker's Semi-Sweet Chocolate,  
divided  
4 eggs, beaten  
1 1/2 t. vanilla  
2 1/2 c. chopped Planters Pecans

**Make it:**

**HEAT** oven to 350 degrees.

**BEAT** butter, flour, 1/2 c. sugar, and salt with mixer until mixture resembles coarse crumbs. Press onto bottom of 15x10x1-inch pan sprayed with cooking spray. (Hint: You can line pan with foil, leaving ends long, spray, and after baking, use "handles" to lift the bars from the pan for easy cutting.)

**BAKE** 20 minutes or until lightly browned.

**MEANWHILE**, microwave corn syrup and 6 chocolate squares in large microwaveable bowl on HIGH for 2 1/2 minutes, or until chocolate is almost melted, stirring after 1 1/2 minutes. Stir until completely melted.

Continued

Add remaining sugar, eggs, and vanilla; mix well. Stir in nuts. Pour over warm crust; spread to evenly cover crust.

**BAKE** 35 minutes or until filling is firm around edges but still slightly soft in the center. Cool completely. Melt remaining chocolate squares as directed on the package. Drizzle over cooled bars. Let stand until chocolate is firm. Enjoy!

Makes 4 dozen bars.

*This is the dessert that I brought to the November Thanks-for-Giving Carry-In. It can be found in the Holiday Issue 2010 of the Kraft Foods "Food & Family" magazine. ~submitted by Leona Yoder  
(We will have to bake these rich, wonderful little chocolate squares for Valentine's Day!)*

*P.S. We have a request for the recipe for the grape salad/dessert from the Thanks-for-Giving Carry-in, so if you brought that dish, please submit the recipe. Thanks.*



*Garden Tour 2011*  
*Volunteer Opportunities*

*Submitted by Rhonda Loucks*

The Michiana Master Garden Tour Committee is busy planning this year's garden tour which is to be held Saturday, July 9th, 2011, from 10 am to 5 pm in the northwest part of Elkhart County. You can be part of this exciting community event by volunteering several ways:

*Garden Site Volunteers*

We will need several volunteers to be stationed at the garden sites. This can be an all day shift or a four hour shift. At the garden site, you would mark off ticket books, keep a visitor count, and help the homeowner in answering questions from the public. There will be at least two volunteers at the site at all times throughout the day.

*Hospitality Center Volunteers*

Volunteers are needed for set up Friday, July 8th, in the morning and the day of the tour from morning until approximately 3:00 pm. Here you may be writing up plant and boutique sales and helping with clean-up.

*Donating Plants, Container Gardens & Crafts*

The plant and craft sale is a popular attraction at the Hospitality Center. If there are extra plants in your garden, pot them in containers saved from your spring planting. Also, these plants must have an identification tag in them. If you are creative and would like to donate garden crafts, your creations are also welcome. In addition, Merchandise Chair Gwen Ferland and her committee are looking for donated items to be made into

Another option would be the Plant ID committee. Volunteers visit the garden sites a few days before the tour to identify and label the plants. If you are good at identifying plants or if you want an opportunity to sharpen your skills, this is committee for you. Plant ID Chair this year is Ruth Middleton.

The Garden Tour is a great opportunity to earn **many** hours toward your Master Gardener requirements. To sign up, a volunteer form will be available at the January and February Master Gardener monthly meeting or by contacting Rhonda Loucks, volunteer chair, at [rhonway@fourway.net](mailto:rhonway@fourway.net) or call 862-4294. **2011 Tour Committees Chairpersons:**

Garden Tour Chair: Leah Lichtenberger  
Garden Tour Co-chair: Tammy O'Rourke  
Secretary: Linda Harkleroad  
Volunteer Chair: Rhonda Loucks  
Volunteer Co-Chair: Linda Sinon  
Garden Selection Chair: Len Harms  
Garden Selection Co-Chair: Linda Sinon  
Hospitality Chair: Tammy O'Rourke  
Plant ID Chair: Ruth Middleton  
Plant ID Co-Chair: Earl Bailey  
Merchandise Chair: Gwen Ferland  
Merchandise Co-Chair: Suzanne Gray  
Photography Chair: Mary Morgan  
Photography Chair: Rhonda Loucks  
Advertising Chair: Barb Heeter  
Advertising Co-Chair: Jean Rhombke  
Education Chair: Carol Novy  
Education Co-Chair: open  
Ticket Book Chair: Dara Ravelli  
Maps and Signs Chair: Barb Heeter  
Maps and Signs Co-Chair: Jill Cohen  
Media/Publicity Chair and Co-Chair: open  
Tickets Distribution Chair: Heidi Zavatsky  
Ticket Distribution Co-Chair: Sherrie Zou

**Attracting Bluebirds to Your Yard and Garden**

Bluebirds are such a colorful and delightful addition to my garden that I can't imagine not having these little beauties in my landscape. They'll eat insects in the garden, delight you with their interesting antics, warm your heart with their parenting skills, and cheer you with their beautiful song and striking color. It's relatively easy to get them to come around, so why not give it a try?

The first thing that attracted them to my yard was a heated birdbath on my deck. Once they found it, they flocked to it several times a day. They are also attracted with suet, suet nuggets, and mealworms. During winter, I feed them freeze dried mealworms, but switch to fresh live mealworms in April. The baby bluebirds need the protein from the live mealworms to thrive.

Bluebirds are also attracted by housing. Place houses 100 feet apart (in a perfect world) as they are very territorial. Pairing two houses 5-15 ft. apart is successful when competing birds are present. This is especially true of swallows. Swallows take one box, and the bluebirds take the other. A natural wood box is best with one side opening to allow for cleaning and monitoring. Bluebird houses should never have a perch, and the front opening should be exactly 1 ½ inches. Larger holes can allow predator birds to enter. These boxes with all the correct dimensions are readily available at many garden centers. Another thing to consider is installing a baffle to protect the nesting birds and babies from predators, such as rat snakes and raccoons. A five foot pole or post fitted with a baffle is ideal. A water pipe can be used and is very effective when rubbed with carnauba wax.

## **Bluebirds (continued)**

If you see Bluebirds in your yard this winter, give this recipe a try. They may reward you with the pleasure of watching their next brood grow up in your garden!

1 cup peanut butter

1 cup melted beef suet, bacon drippings, or vegetable oil

4 cups corn meal (yellow is higher in vitamin A than white)

1 cup white flour

This makes a soft, doughy food that can be offered in hardware cloth cages, smeared on the bark of trees, or pressed into holes in a suet log. This is a highly recommended food for over-wintering Bluebirds.

\*\*\*\*\*

## **Growing Mealworms for Your Birds**

Growing your own bird food in the form of mealworms is fun, practical, and economical. If you have kids around, it can be especially fun to have them help and watch the changing lifecycles that involve beetles, eggs, larvae, and pupa. It's fun too, when the adults bring their babies in for the first taste of "mealies". Their tenacious character and sibling antics can provide many hours of bird entertainment.

This is a practical approach as well. It's very frustrating to look out our window to see a flock of hungry bluebirds staring straight at you, with their little pouty expression, and you ran out of mealworms yesterday!

### **Growing Mealworms for Your Birds (Continued)**

Believe me, they will return many times looking for their worms. They can be very persistent. Having you own supply will insure this doesn't happen.

It is also cost effective to grow your own mealworms. Locally, mealworms sell for about \$20 for 1,000 worms. There is a very good source for worms online is the website [www.newyorkworms.com](http://www.newyorkworms.com). They sell for \$42 for 5,000 worms, which includes shipping. They arrive fresh and safe in a mesh bag inside a small box. For a much smaller investment, you can start growing your own.

Once you obtain a starter group of mealworms, you are ready to get started. Use a large plastic tub or box approximately 24" long, 18-24" wide, and about 10" deep. Use a fine mesh cover or screen to let air in and keep the beetles from crawling out. The beetles do not fly.

Fill your container within 2 inches of the top with corn or wheat bran. Corn meal can work in a pinch. The bran is a good and inexpensive feed. Mealworms need moisture in their diet and will thrive with the addition of apple, potato slices, or torn lettuce into the bin. Placing these on small squares of cardboard will prevent too much moisture in the feed. Excess moisture contributes to mold or mites, which will kill the worms. Check bran levels weekly, and add fresh as needed. Too little moisture or too cold a temperature will slow growth, and worm size will be small. The ideal temperature for growth is between 70 and 80 degrees.

## Growing Mealworms for Your Birds (Continued)

When the larvae are nearly full size, place crumpled newspaper or paper towels in the tub. Let the adults emerge onto or beneath the paper. This makes for easier harvesting. A fine mesh sieve comes in handy for capturing these little critters. Try to harvest before pupation begins as this stage of growth doesn't seem to appeal to the bluebird palate, and if you allow too many adults to thrive, your population will begin to diminish as they will eat the eggs. Once harvested, they can be stored in an oatmeal type cardboard cylinder with a plastic lid. Punch holes in the lid, add some bran, and add your harvested worms. Place in the refrigerator until ready for use. They can be stored for months in this manner. One word to the wise...one may want to warn the oatmeal lover in your household about what's really in that oatmeal container in the fridge!



If you have not paid your dues, filled out a membership form, or sent a picture to Linda Kimpel for the Directory, please do so ASAP. The new directory will be in our mailboxes soon.

- January 29, 2011

**A Winter Day in the Garden**, Sponsored by University of Illinois Extension and the Crawford County Master Gardeners, The conference will take place at Lincoln Trail College's Zwermann Theatre, Robinson, Illinois, 7:30 AM to 3:30 PM (CST), For more information see <http://web.extension.uiuc.edu/crawford>.

- February 3, 2011

**Gardening Away the Winter Blues—Taking Care of Your Yard, Series of 4 Sessions, Time is 6:30-9:30PM for each session**

**Session 1: Turf and Lawn Management, Feb. 3rd**

**Session 2: Pesticides and Fertilizers, Feb. 10th**

**Session 3: Perennials, Feb. 17th,**

**Session 4: Trees and Shrubs, Feb. 24th**

Sponsored by Kosciusko County Master Gardeners and Purdue Extension, Cost is \$30/per person for all sessions/ \$10 per person for single sessions. Location: Kosciusko County Ext Office Building, 202 W. Main St., Warsaw IN, Contact Kelly Heckaman: [kheckaman@purdue.edu](mailto:kheckaman@purdue.edu)

- February 10, 2011

**Passion and Pursuit: The Search for the Ideal Perennial!** Sponsored by Perennial Plant Association and the Indianapolis Museum of Art, 7:30 AM–5:00 PM, Registration fee of \$119 includes morning refreshments, a buffet lunch, and afternoon refreshments. To register, visit the IMA website, [www.imamuseum.org](http://www.imamuseum.org), or call 877-IMA-TIXS. Registration onsite the day of the symposium will be available.

- February 19, 2011

**Once Upon a Garden Advanced Master Gardener Training**, presented by Gibson County Master Gardeners, Princeton Community High School (Corner Old Hwy 41 and Old Patoka Road, 7:30-8:30 AM (Central Time) Registration, 8:30 AM-2:30 PM (Central Time) Seminar, Cost is \$40 (or \$45 after February 10th), Contact Hanz Schmitz at 812-385-3491 or 812-385-3492.

- March 5, 2011

**Advanced Master Gardener Training**, sponsored by Madison County Extension, 8:45 AM to 3:30 PM, Madison County 4-H Fairgrounds, Alexandria IN, Registration is due by Feb. 25th, 2011, Cost is \$35, Contact John Orick, Extension Educator, Ag/Natural Resources, at 765-641-9514 or [orick@purdue.edu](mailto:orick@purdue.edu).

March 5, 2011

**Gateway to Gardening Symposium**, sponsored by Kosciusko County Master Gardener Association & Purdue Extension, featuring Paul James, “The Gardener Guy” star of the former HGTV hit show “Gardening By the Yard”, 9:00 AM to 3:00 PM, Contact Kelly Heckaman: [kheckaman@purdue.edu](mailto:kheckaman@purdue.edu)

- March 12, 2011

**MMGA 12th ANNUAL PUBLIC SEMINAR, “Slow Gardening®” with guest speaker Felder Rushing, 1:30-4:00PM, please see the Registration Form in the center of this month’s Broadcaster. Location: Greencroft Senior Center, Goshen, Tickets \$10 Presale or \$12 Day of Seminar.**

- March 12, 2011

**It’s My First Yard—What Do I Do?—Yard and Gardening for Beginners**, , sponsored by LaPorte County Master Gardeners and Extension, 9:00 AM to 3:30 PM Central Standard Time, St. Paul Lutheran Church Gym, 818 Franklin Square, Michigan City IN, Registration is \$10 to be paid by March 4th, Form located: [www.ag.purdue.edu/counties/laporte](http://www.ag.purdue.edu/counties/laporte)

- March 12-20, 2011

**Indiana Flower and Patio Show**, Indianapolis, Indiana State Fairgrounds, West Pavilion, 1202 E. 38th St., Mon-Fri: 10 AM-9PM, Saturdays: 10AM-9PM, Sundays: 10AM-5PM, General Admission is \$12 for adults, Children 12 and under are free, see the website [indianaflowerandpatioshow.com](http://indianaflowerandpatioshow.com).

- June 9-11, 2011

**2011 Purdue Master Gardener State Conference—Sustaining The Circle of Growth, IPFW, Fort Wayne, Save the date!** For information contact Ricky Kemery [kemeryr@purdue.edu](mailto:kemeryr@purdue.edu) or Bernie Holm at [bgholmmg@earthlink.net](mailto:bgholmmg@earthlink.net).

- July 6-19, 2011

**Purdue Master Gardener Study Abroad—England and Its Gardens**, Dr. Mike Dana and Ms. Rosie Lerner have planned this exciting advanced training/study abroad opportunity.

- October 11-14, 2011

International Master Gardener Conference, Charleston West Virginia

- October 4-16, 2012

2012 Purdue Master Gardener State Conference, Noblesville, IN.

*Splinters from the Board*

## Highlights from the January 17th Board Meeting

- Treasurer Larry Drudge distributed an itemized report of income (\$1095.85 from dues and interest) and expenses (\$640.96) for the month of December. The 2010 year-end balance was \$38,407.53, approximately \$150 more than at the end of 2009.
- Jeff Burbrink reported that Ericka and daughter are doing well. He will fill in for her not only at meetings, but also at the Spring Celebration awards presentation in March. Jeff's major concern continues to be the budget cuts that the county commissioners and council are imposing on the extension office. The extension office personnel are working on a strategy and may approach some MMGA members to take part in an open discussion with the commissioners. The MMGA Board and membership can help out by writing letters to the newspapers concerning the contributions that not only the Master Gardener program but also all extension office programs make in Elkhart County. It was suggested that perhaps a commissioner might be invited to attend a monthly meeting so that he could better understand the role Master Gardeners play in the community.
- The process of putting MG **merchandise** on the website was addressed. In 2009 a proposal was made to move all of the merchandise to the MMGA site with the ability to then link to the vendor and order and pay electronically. The vendor has declined. The Board questioned the need to spend considerable time photographing and creating an online catalog which has neither ordering nor payment capabilities. The Board also felt that asking merchandiser Doris Kehr to continue to bring tubs of sample merchandise to every meeting is also not acceptable. Betty Foltz volunteered to work with Doris to create a catalog of available items, which Doris can then bring to meetings. The idea of placing the merchandise on the web has been postponed indefinitely.
- Stan Palmer, **representative of the 2010 class**, reported that the dates of their seminars have been set. Stan will bring the pamphlets listing the seminar dates, topics and locations to the January membership meeting. [The schedule is also available on the website.]
- Barb Heeter announced that the Tree Sale has experienced its largest

early bird sale ever (over \$4000). Sign up sheets will be available at the January meeting for MMGA members to work the 3 days surrounding the sale.

Respectfully Submitted, Linda Harkleroad, Secretary

---

**QUILT GARDEN TOUR 2012**


Hi Gardeners,

A reminder to let everyone think about submitting a design for the 2012 Quilt Garden...MMGA members have yet to submit a design for this annual summer, Elkhart County event. As you're sitting at home during the winter months, please think about submitting a design. It could be a favorite block or an original design. I've listed the criteria for garden design. Just submit your plan to Linda Harkleroad or Heidi Zavatsky before August 1<sup>st</sup>. The quilt garden committee will make the final decision and you may end up with bragging rights for a year. I know that we have numerous quilters in the organization; so take the plunge, have fun and let your creative side show through with plants instead of fabric!

Criteria for Design of Quilt Garden

1. Size & scale design for 800 square ft. area. 80% plants, 24" wide paths
2. Good planning of plant material (no shade plants in sunny area)
3. Design reflects a quilt using a repeat pattern or borders
4. Pattern is clearly defined, visible & viewable
5. Evidence of creativity & innovation in use of plant material & design
6. August 1<sup>st</sup> 2012 deadline for submitting design to committee.(Heidi Zavatsky or Linda Harkleroad)
7. Plot your design on graph paper. Color with pencils or markers
8. Quilt garden committee has final decision on colors/plant material used.
9. At least 2 different types of plants must be used in pattern.  
Suggested plants might be Ageratum, Alyssum, Celosia, Cosmos, Dianthus, Marigold, Petunia, Rudbeckia, Zinnia, Parsley, Basil

Submitted by Heidi Zavatsky



**MMGA 2011 STANDING COMMITTEE CHAIRS,  
CO-CHAIRS & LIAISONS**

ANNUAL DINNER & SEMINAR	Chairperson: Gwen Ferland Co-Chair: Penny Stroup Liaison: Linda Sinon
ARCHIVIST	Archivist: Helen Martin Liaison: Jerry Martin
BROADCASTER	Editor/Writer: Sherrie Zou Editor/Publisher: Linda Kimpel Liaison : Kate Rink
CLUB MERCHANDISE	Merchandiser: Doris Kehr Liaison: Vickie Estep
COMMUNITY GARDENS	Chairperson: Sue Stuckman Garden Coordinator: Suzanne Pedler Liaison : Ruth Middleton
EDUCATOR—AG/NR	Educator/Advisor: Ericka Soumare
EXTENSION AGENT	Extension Agent: Jeff Burbrink
FAIR SET-UP VOLUNTEERS	Co-Chair: Kathleen Cripe Co-Chair: Phyllis Schortgen Liaison: Jerry Martin
GARDEN TOUR	Chairperson: Leah Lichtenberger Co-Chair: Tammy O'Rourke Liaison: Linda Harkleroad
MEMBERSHIP COMMITTEE	Chairperson: Helen Martin Co-Chair: Marilyn Miles Liaison: Betty Foltz
CLASS OF 2010 REPRESENTATIVE	Liaison: Stan Palmer
NOMINATIONS	Chairperson: Open Committee Member: Open Committee Member: Open Liaison: N/A

**MMGA 2011 STANDING COMMITTEE CHAIRS,  
CO-CHAIRS & LIAISONS**

PROGRAM COMMITTEE	Chairperson:	Laura Stevens
	Co-Chair:	Barb Heeter
	Liaison:	Barb Heeter
QUILT GARDEN COMMITTEE	Chairperson:	Heidi Zavatsky
	Co-Chair:	Linda Harkleroad
	Liaison:	Linda Harkleroad
PROPERTY TRUSTEE	Chairperson:	Jim Bare
	Liaison:	Leah Lichtenberger
SET-UP COMMITTEE	Chairperson:	Ed Farmwald
	Co-Chair:	None
	Liaison:	Jerry Martin
SPEAKERS' BUREAU	Administrator:	Jean Rombke
	Liaison:	Linda Harkleroad
TREE SALE	Co-Chair:	Nancy Brown
	Co-Chair:	Barb Heeter
	Liaison:	Barb Heeter
WEB ADMINISTRATOR	Webmaster:	Craig Stiver
	Liaison:	Vickie Estep

---

*“The Twelve Months...*

*Snowy, Flowy, Blowy,  
Showery, Flowery, Bowery,  
Hoppy, Croppy, Droppy,  
Breezy, Sneezzy, Freezy.”*

*~George Ellis*



*Learning Opportunities in Elkhart County*

2011 Spring Seminars

(presented by the MMGAClass of 2010)

February 5, 2011—Essential Basics—Vegetable Gardening  
Elkhart Public Library, 300 South 2nd Street, Elkhart  
Time: 10:00 AM

February 12, 2011—Vegetable Gardening II  
Elkhart Public Library, 300 South 2nd Street, Elkhart  
Time: 10:00 AM

February 19, 2011—Specialty Gardens  
Elkhart Environmental Center, 1717 E. Lusher Ave., Elkhart  
Time: 10:00 AM

February 26, 2011—Lawn Care Seminar  
Ron Martin Seed and Supply, 61329 CR 9, Elkhart  
Time: 10:00 AM

March 19, 2011—Landscape Design  
Kruse Farm Supply, 19904 CR 6, Bristol  
Time: 10:00 AM

March 26, 2011—Children's Gardening Workshop  
Sautter's Floral and Greenhouse, 1725 Toledo Road, Elkhart  
Time: 10:00 AM

To sign up for any of the spring seminars, or for more information,  
call the Extension Office at 533-0554.



Michiana Master Gardeners' Association  
"Helping Others Grow"  
12<sup>th</sup> Annual Public Seminar

## Slow Gardening®

"A No-Stress Philosophy for All Senses and Seasons"

Presented by



**FELDER  
RUSHING**  
Author, columnist, humorist,  
and co-host of NPR's  
Gestalt Gardener

**Saturday, March 12, 2011**

**1:30 – 4:00 PM**

**Greencroft Senior Center**  
1820 Greencroft Boulevard  
Goshen, Indiana

**TICKETS:** \$10 Presale / \$12 Day of Seminar

### TICKET OUTLETS

**Middlebury**  
Varns & Hoover

**Goshen**  
Greencroft Sr. Center  
McIntosh Garden Center

**Elkhart**  
Martin's Pet & Garden

Elkhart County Extension Office

**Mail Order :** (Send payment—pick up reserved tickets at Seminar March 12. Tickets will NOT be mailed.) Make checks payable to **MMGA**.

MMGA, Purdue Extension—Elkhart County  
17746 E. CR 34  
Goshen, In 46528

Seminar held in cooperation with Purdue Extension Elkhart County.

MICHIANA MASTER GARDENERS ASSOCIATION  
ELKHART COUNTY  
*Mission Statement*



The Michiana Master Gardeners Association is a not-for-profit educational organization dedicated to the improvement of the community. Members of the Association have completed the requirements of the Master Gardener Volunteer Training Program, working in affiliation with the Purdue Extension Service of Elkhart County. Its specific aim is to improve the quality of life in the community by providing information and technical assistance in the area of home horticulture through the use of trained and certified volunteers.

*“Nature has undoubtedly mastered  
the art of winter gardening, and even  
the most experienced gardener can  
learn from the unrestrained beauty  
around them.” ~ Vincent A. Simone*

**PURDUE**  
UNIVERSITY

ELKHART COUNTY EXTENSION OFFICE  
ERICKA SOUMARE  
EXTENSION EDUCATOR  
AGRICULTURE/NATURAL RESOURCES  
17746-E CR 34, GOSHEN IN 46528  
**(574) 533-0554**  
**JANUARY 2011**