

**PURDUE**  
UNIVERSITY

PURDUE UNIVERSITY COOPERATIVE EXTENSION SERVICE

*Elkhart County*

Elkhart County 4-H Fairgrounds

17746-E County Road 34

Goshen, IN 46528-6898

*Cooperating with U.S. Department of Agricul-*

**NON-PROFIT ORG.  
U.S. POSTAGE  
PAID  
PERMIT NO. 42  
GOSHEN, INDIANA  
46528**



# Broadcaster

*“Helping Each Other Grow!”*

**Michiana Master Gardeners Association**

**March 2011**

## *Features This Issue!*

*Page*

From the President’s Desk—Marilyn Horvath	1-2
Day Minder - Meeting Dates	3-4
Weekly Column by Jeff Burbrink	5-6
Storing Leftover Garden Seed-Longevity Chart—R Lerner	7-8
Germination Testing of Seeds	9
Splinters from the Board by Linda Harkelroad	10
January Member Meeting Minutes by Linda Harkelroad	11-12
MMGA Class of 2009 Graduation Dinner	13-14
Remembering Martin (Mike) Maloney-Founding Member	15-20
Quilt Gardens for 2011 by Mary Davis	20-24
Food and Nutrition Column by Mary Ann Lienhart-Cross	25-26
Recipe from Our Master Gardeners-Marilyn Horvath	27
Continuing Education Opportunities around the State	28
Information for our Members: Programs and Membership	29-30

### LETTER FROM THE PRESIDENT’S DESK

Dear Master Gardener Friends,


I love cartoons and am always finding words of wisdom in them that speak in humor and truth. A recent Ziggy cartoon is one of those. It pictured Ziggy on a curvy path saying, “I started out on the highway of life...and somehow ended up on a cow path!” I wanted to answer back, “Hey, maybe that’s not such a bad thing!” I remember a cow path that

that went from the barnyard following the 'crick' to the pasture down by the river.

Years ago, I regularly read a Des Moines Register columnist, Harlan Miller, who loved to refer to Iowa's 'concrete cow paths'. His mention was a criticism of narrow two lane major highways, but now I wonder if maybe his meaning was also an Iowa way of thinking - not so modern, behind the times, and a slower way of life.


My interpretation of a cow path is a worn narrow strip in the grass that goes fairly directly from one point to another in a matter-of-fact, routine, relaxed kind of way whereas the 'highway of life' infers speed and efficiency, missing the details. Sometimes our lives are more like the highway, full of the business of checklists, things to accomplish, places to go, meetings to plan & hold. We can get so wrapped up in them that we miss the joy of just being with friends, of fun and laughter, smelling the roses! Modern highways are wonderful to get where we need to go, but a cow path that intersects can be a welcome respite with beauty and relaxed movement. I need to remember my cow path past amid the rushed travel on the 'highway of life', to not get so involved I forget the *now*...what it looks and feels like.

We have wonderfully efficient talented people working on our Spring Celebration, Tree Sale, Garden Tour, and many other projects. These will be memorable events because of the expertise and dedication of all involved. We remember our mission is to improve life and educate, but a meander along a cow path on the way won't hurt a bit, and we all might be better people and educators for it.



My hope when I come to the end of the Highway of Life is that there is a Cow Path there I can follow, a narrow packed dirt path that will take me to green pastures!

In Friendship, *Marilyn Horvath*



*Day Minder . . .  
Watch Us Grow*



*March 2011*

12	Sat.	Spring Celebration “ <b>Slow Gardening®</b> ” presented by <b>Felder Rushing</b> , Greencroft Senior Center, Goshen.	1:30-4 PM
12	Sat.	Annual Dinner, Greencroft Senior Center, Goshen. Social Time: 5 PM,	5:30 PM
12	Sat.	Order Deadline for MMGA SWCD Tree Seedling Sale order forms	All day
14	Mon.	Garden Tour Committee Meeting—location Fairgrounds HISTORY Room	7:00 PM
19	Sat.	Landscape Design Kruse Farm Supply	10:00 AM
21	Mon.	Board Meeting—Extension Conference Room (Optional Lunch 12 PM)	12:30 PM
26	Sat.	Children’s Gardening Workshop at Sautter’s Floral and Greenhouse	10:00 AM
23/31	Wed/ Thurs	MMGA Hotline Training at Ext Office	8:30- 12:30

*April 2011*

1	Fri.	MASTER GARDENER HOTLINE OPENS CALL 533-0554	ALL DAY
11	Mon.	Garden Tour Committee Meeting—location Ext. Office Conference Room	7:00 PM
16	Sat.	<b>Pick Up Tree Seedlings for MMGA SWCD Sale</b>	TBA
18	Mon.	Board Meeting—Fairgrounds History Room (not usual location)	12:30 PM
26	Tues.	Member Meeting—Alaska and Its Gardens by Vallie Havens	7:00 PM

## Upcoming Meeting Dates

**April 1st to October 1st** - Master Gardener Hotline call 533-0554

**May 9th** - Garden Tour Committee Meeting

**May 16th** - Board Meeting

**May 31th** - Member Meeting—Angie Smith, Elkhart County Feral Cat Coalition

**June 13th** - Garden Tour Committee Meeting

**June 20th** - Board Meeting

**June 28th** - Member Meeting—TBA

**July 9th** - **2011 GARDEN TOUR, 10 AM to 5 PM.**

**Location: Northwestern Elkhart County:**

**Hospitality Center: Winding Waters Brethren Church**

**July 18th** - Board Meeting 4:00 Board Meeting Ag Hall

**July 18th** - Member Meeting **6:00 PM FAIR SETUP AND PIZZA PARTY** Ag Hall

**July 22nd to July 30th** - ELKHART COUNTY 4-H FAIR

**August 8th** - Garden Tour Committee Meeting

**August 15th** - Board Meeting

**August 30th** - Member Meeting—6:30 PM Garden Tour Appreciation Dinner

**September 12th** - Garden Tour Committee Meeting

**September 19th** - Board Meeting

**September 27th** - Member Meeting—7 PM, Aaron Kingsley, Forester for the City of Goshen

**October 10th** - Garden Tour Committee Meeting

**October 17th** - Board Meeting

**October 25th** - Member Meeting—Sarah Heeter, Parks of Chicago

**November 7th** - Garden Tour Committee Meeting

**November 14th** - Board Meeting

**November 29th** - Member Meeting—Thanks for Giving Carryin

**DECEMBER NO MEETINGS**

**BUGS...**

It seems strange to me to be writing about insects in February, but believe or not, there are a number of homeowners in the area who are experiencing, or will soon experience an insect invasion in their homes.

The two insects that are most likely to be found inside local homes this time of the year are the Asian lady beetle and the brown marmorated stink bug. This species of lady bugs has been in the area for more than 20 years, and most people have learned a certain level of tolerance to them. The stink bug, however, is a new pest to Indiana, first discovered here in Elkhart County in October 2010. As the name implies, they can be annoying, not only because of their presence, but also because of the smell.

Both of these creatures live outdoors during the summer, and when cooler fall temperatures arrive, they migrate into the safety of the walls of your home. When winter temperatures reach their lowest, they often move into your living quarters.

It is not practical or advisable to be spraying pesticides to control these temporary invaders inside the home. Rather, suck them up with a vacuum cleaner if you have large numbers, or pick them up by hand if there is only an occasional invader. Remember to empty the vacuum bag after picking up the insects. They do have a habit of crawling out of the vacuum!

The brown stink bug will be a problem in coming years on our field crops, vegetables, and fruit in the region. While we have not seen crop damage to any large extent in our area yet, farmers and gardeners on the eastern seaboard are finding it to be one of the biggest challenges in pest control to come along in years. There are no known natural predators and there are no practical organic methods of control for this pest yet.

***Purdue Extension***

***Knowledge to Go***

***1-888-EXT-INFO***

**Purdue University, Indiana Counties, and the US Department of Agriculture Cooperating.  
An Equal Opportunity/Affirmative Action Institution.**

## Storing Leftover Garden Seed

Page 7

By B. Rosie Lerner

Purdue Yard and Garden News 10-15-09

If you didn't use up all of the garden seed you bought this year, much of it can be stored for use in next year's garden, depending on the plant species. Seeds of some plants, such as corn, parsley, onion, viola (pansies), verbena, phlox and salvia, are not very long lived, lasting only 1 or 2 years at best. Other seeds, including beans, carrots lettuce, peas, radishes, snapdragon, cosmos, sweet William and zinnia will remain viable (capable of germinating) for 3-5 years.

Seeds need to be kept cool, dark and dry so that they retain stored carbohydrates and minimize fungal infection. You can keep the seeds in their original packets to preserve their labeling information. If you transfer the seeds to another container, be sure to label them with at least the plant name and the year the seed was purchased. Either way, be sure the seed is as dry as possible before placing in storage.

One of the more practical methods for storing small quantities is to place leftover seed in sealable jars or other airtight containers and store in a cool, dark area such as the refrigerator (not the freezer). A layer of powdered milk or uncooked rice at the bottom of the container will absorb excess moisture. Use a paper towel to separate the seed from the absorptive material.

These days, many seed packets only have a few seeds to begin with so the *germination test may be a moot point!* On the other hand, many seeds are pretty pricey, so saving even a few seeds can make a big impact on next year's gardening budget.

The following chart listing storage life for common garden species will help you decide which seeds are worth the trouble. However, the conditions that the seeds are stored in dramatically affects how well they will germinate next year, as much or more so than their species.

## Expected Seed Storage Life (Years) Under Favorable Conditions

### Vegetables \*

Bean 3  
 Beet 4  
 Carrot 3  
 Corn, Sweet 2  
 Cucumber 5  
 Kohlrabi 3  
 Lettuce 6  
 Muskmelon 5  
 Okra 2  
**Onion 1**  
 Parsnip 1  
 Pea 3  
 Pepper 2  
 Pumpkin 4  
 Radish 5  
 Spinach 3  
 Squash 4  
 Tomato 4  
 Turnip 4  
 Watermelon 4

### Annual Flowers \*\*

Ageratum 4  
 Alyssum 4  
 Aster 1  
 Calendula 5  
 Celosia 4  
 Coleus 2  
 Cosmos 3  
 Dahlia 2  
 Dianthus 4  
 Geranium 1  
 Hibiscus 3  
 Hollyhock 2  
 Impatiens 2  
 Lobelia 3  
 Marigold 2  
 Nasturtium 5  
 Nicotiana 3  
 Pansy 1  
 Petunia 2  
 Phlox 1  
 Poppy 4  
 Salvia 1  
 Verbena 1  
 Vinca 1  
 Zinnia 5


\* Knott's Handbook for Vegetable Growers

\*\* Hill Gardens of Main, [http://www.hillgardens.com/seed\\_longevity.htm](http://www.hillgardens.com/seed_longevity.htm)

Writer: B. Rosie Lerner [rosie@Purdue.edu](mailto:rosie@Purdue.edu)

Editor: Olivia Maddox [maddoxol@purdue.edu](mailto:maddoxol@purdue.edu)

Purdue is an equal opportunity affirmative action institution.



GERMINATION TESTING of leftover seeds would make a good science project for grade-school kids, and it can delight and inform big people, too. If you can count to 10, you can test last year's seeds for viability before wasting money on unnecessary replacements.

Most seeds are viable three to five years, but there are exceptions. Gather a couple of zipper-lock plastic bags, sheets of paper towel (one per variety being tested), small plastic labels, and an indelible marker. Count out 10 seeds of each kind being tested, place them in a row on a damp paper towel, and roll it up, with the label marked with the variety name rolled inside, too.

Put the whole thing in a plastic bag (you can put a number of these rolls into one large bag) and leave it in a warm place. Check it after a few days, and again after a week, and so on, and make certain things stay moist inside. Count the seeds that have germinated, and multiply that number by 10 to get the percentage of viability. If eight seeds are alive, your packet is approximately 80 percent viable; go ahead and use it. If only three germinated, you should re-order—or sow very heavily if you have a lot of seeds left, or only need a few plants.



Source: A Way to Garden.com

The MMGA Board met February 22<sup>nd</sup> in Ag Hall.

Treasurer pro-tem Jerry Martin reported income from the previous month was \$926.36 with expenses totaling \$2464.11. The current balance is \$36,869.78.

Guest Jan Robinson, chair of the Elkhart County Fair Board's Green Committee, suggested that the fair's second annual Green Earth Education Day would be a perfect opportunity for MMGA to "help others grow." The outdoor exhibit will be held in Heritage Park on July 29<sup>th</sup>, from 10 to 5. MMGA could participate in a number of ways. The Board agreed to sponsor a recycling bin on the fair grounds at a cost of \$100. Leah Lichtenberger volunteered to chair a committee to develop a "green" themed booth for Heritage Park, and MMGA members will be asked to consider speaking on a "green" topic during the event as well as schedule a "green" topic for Ag Hall that day.

Gwen Ferland sent word that she is still hoping to organize a reunion involving all Elkhart County Master Gardner class graduates this summer.

Winding Waters Brethren Church on CR 4 has been chosen as the site of the Garden Tour hospitality center. The plant sale will be moved outside to their pavilion, and the gym set-up will not begin until 6 PM Friday evening.

Current MMGA membership indicates 118 have paid their dues.

There will be 18 quilt gardens in 2011, and 6 will have locally crafted benches placed nearby. There will be a concerted effort to attract quilters as well as gardeners in 2011.

Tree sale co-chair Barb Heeter needs more volunteers to work the week of the sale and will have sign up sheets available at the membership meetings. Members wishing to help can also contact Barb individually.

Educator Jeff Burbrink noted the passing of Mike Maloney, charter member of MMGA and dedicated to "helping others grow" both in the organization and in the community. He will be missed.

Jeff is preparing to set up dates for the Hotline training and will announce those dates soon.

Respectfully Submitted by Linda Harkleroad, Secretary

*Member Meeting Minutes*

President Marilyn Horvath called the February 22<sup>nd</sup> meeting to order at 7 PM with 56 members present.

Marilyn acknowledged the recent passing of Mike Maloney, a member of the first MMGA class in 1996, who contributed to MMGA and Elkhart County in so many ways.

Program chair Barb Heeter introduced Mary Lerner and Millie Ferro who presented the evening's program on attracting birds to our yards. The four necessary elements are food, water, shelter, and nesting sites. Black oil sunflower seed is a favorite food of many birds, and the most important characteristics of a good feeder are that it be well built and easy to clean and fill. Birds enjoy moving water, and the water in a bird bath should be changed frequently. Good shelter can be provided by evergreens, and good nesting sites are birdhouses that are easy to clean. The two ladies have found the Cornell Lab of Ornithology on the Internet as a very reliable source for any questions.

After a break for refreshments furnished by Ruth Middleton, Carol Novy and Leah Lichtenberger, Marilyn called the business meeting to order.

In committee reports, Gwen Ferland reminded everyone that the Spring Celebration would be held March 12<sup>th</sup>. Cookies are needed for refreshments, and a sign up sheet was circulated.

Kate Rink explained a proposal from Jan Robinson, chair of the 2<sup>nd</sup> annual Green Earth Education Day to be held on July 29<sup>th</sup> at Heritage Park during the Elkhart County Fair. Jan approached the Board with the proposal that MMGA participate in any of the following ways: sponsoring a recycling bin for aluminum cans and plastic bottles; having a "green" related booth at Heritage Park from 10-5; providing a speaker(s) on a "green" topic at Heritage Park; using a "green" theme for the seminars presented at Ag Hall on the 29<sup>th</sup>. The Board had approved the expenditure of \$100 to sponsor a recycling bin. Kate asked the membership to consider how they could help in the other 3 areas. Barb Heeter will attempt to schedule Jan as a speaker for the April 26<sup>th</sup> membership meeting to explain the opportunities further.

Sue Stuckman reported that the PAR garden committee would have their first planning meeting on February 23<sup>rd</sup>. They will meet again at Marilyn Horvath's house on March 23<sup>rd</sup>. Any one interested is invited to attend. Individual garden plots are available at several sites around Elkhart, and anyone wishing to have one needs to attend a meeting at the Elkhart Environmental Center on March 24<sup>th</sup>.

Garden Tour chair Leah Lichtenberger stated that help is still needed on a few committees as well as volunteers to work the day of the tour.

## Member Meeting Minutes Page 12

Gwen Ferland brought several craft items for members to take and paint for the craft sale. Members should contact her if they wish to help on the merchandise committee.

Helen Martin reminded members to submit any pictures or other materials involving Master Gardener activities for inclusion in the scrapbook.

Class of 2010 member Stan Palmer announced that 3 seminar presentations are finished with 3 to go.

Barb Heeter, tree sale chairman, announced that there would be sign up sheets available after the meeting to work the 4 days surrounding the sale.

Quilt Garden chair Heidi Zavatsky stated there would be information forthcoming about an organizational meeting in April. Heidi also encouraged Master Gardeners to submit a design for the 2012 garden.

Terry Wiley presented information on the rain barrel reimbursement program sponsored by the Elkhart County Storm water Partnership. Workshops will be held in Elkhart on March 15<sup>th</sup> and in Goshen on March 24<sup>th</sup>. In order to get reimbursed for 2 barrels and plants, the homeowner must attend one of the workshops. Anyone interested should contact Terry for more information.


Marilyn noted that the state legislature continues to work on the budget and it is not too late to contact our representatives concerning the cuts in the 3 line items that Jeff Burbrink discussed at the January meeting.

Door prizes were drawn. Anne Overmeyer won the African violet (donated by Betty Foltz); Mary Davis won the pass to the Indianapolis Flower Show (donated by Gaye Yoder); and Jim Carpenter won the soil and starter pots (donated by Terry Wiley).

In answer to a question from Stan Palmer, Marilyn stated that there would be a presentation in June regarding help needed in landscaping the old LaBour pump site.

The meeting adjourned at 8:50.

Respectfully submitted,  
Linda Harkleroad, secretary



### **CLASS OF 2009 GRADUATION DINNER**



On Saturday evening, February 12, the Master Gardener Class of 2009 held their graduation dinner. The event took place in the Elkhart County Purdue Extension Office class room, which is where the Master Gardener classes took place. The tables were set using a Valentine theme of pink and red. A catered dinner, provided by the MMGA, was served buffet style.

There were 18 members of the 22 member class in attendance with their spouse or guest. Also attending the dinner was Marilyn Horvath, the President of MMGA, and her husband and Jeff Burbrink, who was there in place of Ericka Soumare, who is currently on maternity leave. Prior to the dinner Barbara Heeter thanked Laura Barbettini, Anita Bently, Vallie Havens, Leah Lichtenberger, Doris Rody, and Gaye Yoder, who were all a tremendous help in planning and helping get the room set up for the dinner.

After the dinner a short program was presented by Marilyn Horvath and Jeff Burbrink. Marilyn spoke about what graduation is about and shared some of her experiences with very memorable graduations in her life, as well as some humorous experiences. Jeff spoke about the Master Gardener program. He told us how he was initially approached about starting a Master Gardener program in Elkhart County and how the whole program evolved to what it is today.

Prior to the presentation of the Certificates each member was asked to introduce themselves and their spouse or guest. With the assistance of Marilyn, Jeff presented the Master Garden Certificates and pins. As each person was called to accept they were asked to share something that stood out about the classes or anything about what they have done since the classes.

There were terracotta pots with indoor plants on the tables for centerpieces and each member was asked to take one as they were leaving as a remembrance of the dinner.

It was a very nice evening of fellowship and conversation. It was a good time to renew friendships and hear what people are doing with the knowledge gained from the classes.



## **Remembering Mike Maloney** **Founding Member of the MMGA**

Gardening guru Martin "Mike" Maloney died Friday, February 18<sup>th</sup>, after a long battle with prostate cancer. He was 89.

Friends and fellow radio personalities Allen Strike, Bill Darwin and Mary Ann Lienhart-Cross were disheartened by the morning's news. All three knew Maloney from their WTRC radio shows. Maloney was the first to take the microphone. In 1958 he began hosting "Down to Earth," a 15-minute gardening program that aired every Saturday mornings. Strike joined the WTRC family in 1965, followed by Darwin in 1967.

He also ran Martin's Pet and Garden Center, 116 W. Jackson Blvd., Elkhart, for more than 50 years. Strike remembers that Maloney never used his radio exposure for the store's direct benefit, though. "He'd talk about things that were going on in the garden, and he always had something to solve the problem that, more often than not, was available in his store. But he never said that. What he would say was, 'It's available at your favorite garden store.' We used to kid him about that."

That radio spot evolved into a two-hour call-in show called "Green Thumbs Up," for which he would sometimes go on remote -- doing the show from locations in the community. Strike was his co-host and set-up guy.

"What struck me was, everywhere we went, not only did people know him, but more than that, he knew who they were," Strike said.

Knowing fans and customers by name was part of his personality as well as his business life. Some of them returned the favor in 2010, speaking publicly about their affection for him during the unveiling of a quilt garden dedicated to Maloney.

He became a licensed chemical applicator for lawn care, orchard care, household extermination and aquatic weed control after the Environmental Protection Agency started restricting who could purchase and apply pesticides. He golfed in his free time, when he wasn't taking on gardening questions that were posed to him wherever he went.



Mike Maloney, gardener and long-time radio host, checks for ripe tomatoes at his home. Maloney, who hosted "Green Thumbs Up" on WTRC for many years, died Friday, February 18th.

Like his radio listeners, Leinhart-Cross considered Maloney a friend. He participated in the Purdue Extension office's Master Gardener program and then taught the lawn care portion of it. His radio show was scheduled back-to-back with "What's Cooking with Mary Ann" until 2009. In 2005, the office honored Maloney with the Purdue Extension, Elkhart County's "Friend of the Extension Office" award for extensive volunteer work in the gardening arena.

"He was very caring and he always greeted everyone. He'll be very missed in the Michiana area," she said Friday.

*~Article courtesy of the Elkhart Truth*

~~~~~

### **Memories of Martin (Mike) Maloney**

**By Jeff Burbrink**

I have so many good memories of Mike Maloney, you would almost think he was a part of my family. In fact, Mike made you feel like you belonged to something bigger.

I first met Mike on an early spring day in 1983. I was new to Elkhart County, and had been asked by WSJV to work with Mary Ann Leinhart-Cross on a demonstration garden behind their studio. Being fresh out of school, I had no gardening tools or equipment, so it was suggested I meet Mike and see if he would support this effort. Mike was very generous with seed, hoses, and much other equipment. Continued next page...

**Memories of Martin (Mike) Maloney****By Jeff Burbrink (continued)**

He introduced me to Charlotte and his staff, and then, we walked across the street to the Dairy Queen. It was a rare trip to Martin's Pet and Garden that didn't end with another walk to the DQ!

Mike was a big supporter of education and Purdue Extension. He served on our Elkhart County Extension Board for several terms, helping to guide our office in the process. Mike helped to found the Indiana State Lawn Care Association and was active in the Midwest Turf Foundation. He served on the Indiana State Chemist Office pesticide review board and took great pride in being among the first people in Indiana to obtain a commercial pesticide applicators license, and he maintained that license for more than 30 years! When Mike retired, he became active in Junior Achievement, passing along his business skills to the next generation.

Mike and I had some wonderful talks about business. He told of days gone by when Martin's had primarily been a feed store, and as Elkhart grew, it became increasingly clear the business would need to adapt to survive. Garden and lawn products began to replace farm and livestock goods as the products to sell. And Mike found he had a knack for helping people solve problems. Over the years, when Mike was stumped, he would give me a call and we would ride out and look at problems together. What a great chance it was to learn from the master!

In the fall of 1995, I was setting up Elkhart County's first Master Gardeners series, and I decided to ask Mike to teach the lawn care class. After all, the Purdue turf specialists often consulted with Mike, so why not ask him to help here? When I asked Mike, the phone was silent for a moment or two, and then he quietly replied, "Jeff, I plan to sign up for the class myself." My heart raced. I could hardly breathe! I found myself trying to talk him out of it. "Oh Mike, you're too advanced for this. You won't enjoy it. This will be too simple for you!" But he would have none of that. He was going to be in my first class. It was both an honor, and among the scariest things I have ever done, to think that Mr. Maloney would be sitting in my classroom.

Page 18  
Yet, it was a great experience. Mike listened, and learned and best of all, he encouraged me along the way. Again for that, I am grateful.

Every year thereafter, Mike taught our lawn care class. When Power Point became the standard, Mike insisted I help him to develop a Power Point version of the class so it would be more professional. Each year, as the lawn care class would approach, I would meet with Mike and give him 2 things: one was the updated PowerPoint for the year, and the other was the photo directory of the current crop of Master Gardeners. Mike took great pride in memorizing those classmates' names and faces, and for those who lived in the Elkhart area, he often knew their parents, brothers, sisters and other relatives, and he would work that into the class somehow! It was a part of Mike that made him special: he had a knack for remembering people's names, faces and details. What a gift he was given!

My favorite "Mike" story came from his childhood, and was often told in the lawn care class. Mike and a group of his friends loved to spend time outdoors, particularly playing football. And, one of the best places to play football was the church front lawn. Now the Father had prohibited the boys from playing ball on the lawn, and one day, he confronted the young Martin, who denied setting foot on the grass. The Father wisely explained he knew better, for Mike smelled of horse manure and the lawn and recently been fertilized!

Mike once shared a story about a customer who complained about squirrels in his neighborhood near McNaughton Park. Mike sold the man a live trap, gave him tips on baiting and setting the trap, and a few weeks later, the man excitedly came back to the store with success stories. When asked what he did with the squirrels he was catching, the fellow explained he transported them to Walker Park. A few weeks later, Mike ran into an old friend, who was complaining about all kinds of squirrels. Mike's friend lived near Walker Park. This man already owned a live trap, and had started on a campaign to rid his yard of squirrels. You guessed it! He was taking his squirrels to McNaughton Park! Mike joked this must be what was meant by the Great Circle of Life!

Continued next page...

**Memories of Martin (Mike) Maloney**  
**By Jeff Burbrink (final page)**

All these years later, I am grateful for Mike and to Charlotte and Lois for their willingness to share this precious man with the community (not an easy task, for he was recognized everywhere he went). I will miss my friend Mike, for his humor, his amazing abilities, and his great stories, but mostly I will miss him for the casual conversations we shared. Whether it was at the fair, or in a WTRC car, or at a Garden Tour hospitality center, or on the couch at his home, I always enjoyed talking to and learning from one of the greatest people I have ever met. Mike will be missed, and we should count ourselves as lucky to have experienced him. Thanks Mike!

~Jeff Burbrink

~~~~~  
*Tribute to Mike Maloney*

There are not enough kind words that can be spoken about Mike Maloney. He was the most kind and gracious man I have ever known. He lived to be able to help people. He loved doing the radio show Green Thumbs Up. It was life giving to him to connect with the community and to be able to assist in their gardening problems. He had an amazing ability to meet people and remember their name and face. Years could go by and he could remember them and address them by name. He had that personal touch. He was very encouraging to me as well as others. I remember after some of the shows that we did together he would thank me for being on the show with him and tell me that he *could* not do it with out me, that he *would* not do it without me. And we all know it was he who knew ALL the gardening information anyone needed to know. My time with Mike on the radio will always be a special memory to me. We shared a lot of fun and a lot of laughs. And yes, even a few tears when we had to say good bye to Green Thumbs Up. I love my friend Mike, and I will miss him greatly. But as he would want us all to do, keep your green thumbs up.

His Girl With The Smiling Voice,  
*Jeanie Bloom*




**By Mary Davis**

When I took Master Gardener training (2003), Mike Maloney taught the session on lawn care, as he had for many years. His knowledge in that area was encyclopedic. Mike was from the old school and finally succumbed to using a power point (but only when Jeff offered to do the power point). When I went to class that day, Mike greeted me by name, even though he had only met me once or twice--in fact, I think he greeted half of the class by name and knew something about each of them (he remembered I was an attorney). Mike's ability to remember people was phenomenal. He was a true friend to fellow Master Gardeners--he always turned his Saturday morning show over to our speaker for the annual meeting with very little notice. He also hosted his show at the hospitality center for the garden walk each year. The City Center park quilt garden this year was dedicated to Mike, and the Beautification Committee of the Chamber gave him a special award in recognition of his years of service. (see quilt garden article following)

~~~~~

### **Quilt Gardens for 2011**



*Submitted by Mary Davis*

Even though we haven't seen the ground for a long time, the partners in the quilt gardens were all abuzz about flowers and gardens at a recent meeting. This year, the number of gardens has been expanded to 18, and several sites have changed. Did you know the Elkhart County Visitor's Center maintains a guide to the quilt gardens online?

This publication gives the quilt history and detailed information on the flowers used in the design.

Vicki Estep spends hours reviewing the garden plans and writing detailed descriptions of each, while Mary Davis scours her quilt history books to provide background information on the quilt patterns. (We will give you the site when the same has been published this year). This month, we are highlighting three of the gardens and hopefully can include all of them before the season is over! Remember to sign up to help plant, dead head, and weed our garden at the Extension office! Heidi Zavatsky is in charge of the committee.

## **Elkhart County Quilt Gardens Tour 2011**

*(Each month, over the next three months, we will feature plans for Six of the 18 Gardens)*

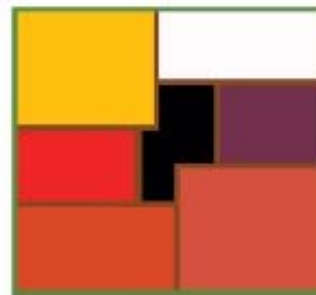


### **Star of Purdue Extension**

The eight-pointed star is the center of this year's fairgrounds' quilt garden. As with all eight pointed stars, this would probably be a pieced quilt. The intent for this year is for the garden to appear like a completed quilt on a bed with the star as the focal point. The quilt was designed by Mike and MaryAnn Lienhart Cross (Mary Ann is the Extension Educator for Elkhart County) and represents the four extension program areas (Ag & Natural Resources, Consumer & Family Sciences, 4-H Youth Development, and Economic & Community Development. Those quadrants also represent the four organizations working the garden (Michiana Master Gardeners, Elkhart County Extension Homemakers, the Purdue Elkhart County Extension Office, and the 4-H Fair Board.) The traditional parsley corners represent the strong connection to agriculture.

### **Central Park—Downtown Elkhart**

Although this is not a traditional quilt pattern, the simplicity and minimal colors would certainly be consistent with an early Amish quilt. The Park's Department personnel designed this garden. It is the fourth garden the two of them have designed. They note that their method is KISS--Keep It Simple Stupid. Since they have had gardens in the past featuring circles and curves, they decided to use square and rectangles this year. They note the variety of plant colors and levels will make this an exciting quilt/garden to bring to life!



Mike Maloney, master gardener, garden shop owner, radio personality and lover of everything green, was honored by the City Beautification Council of the Elkhart Chamber for his contributions to making Elkhart more beautiful, and Mayor Moore proclaimed the Quilt Garden at Elkhart's Central Park to be dedicated to Mike. In 1958, Mike began sharing helpful gardening advice via a weekly segment on WTRC radio. Over the years, his segment "blossomed" into the two-hour "Green Thumbs Up" heard by thousands of devoted listeners each Saturday morning.

**Wellfield Botanic Gardens—Hope Blooms**

For the second year, two incredible organizations and one talented individual have collaborated to create an extraordinary garden--the Wellfield Botanic Gardens consists of a 36-acre site filled with scenic ponds, pedestrian paths and stands of hickory and oak trees arrayed on and around the City's (Elkhart) historic well field. Against that backdrop, the Vera Bradley Foundation has joined the Quilt Garden Tour with Hope Blooms. The Foundation is seeking to raise money for breast cancer research in Hope Along the Heritage Trail.

Fiber artist Diana M. Bennett of Goshen created a quilt wall hanging with the right to use Vera Bradley Fabrics in 2010 and returns with a new design in 2011. She will again use Vera Bradley's exclusive fabric pattern for this year. She says: "My inspiration for a wall hanging often comes from a walk along one of the country roads near my home or the hard architectural lines that are present in buildings and streets of a town or city. I am sensitive to graphic lines, lights and shadows, color and the change in the seasons. I have always been fond of mysteries and puzzles and the mental stimulus and challenge they provide. Mix all this together and the entire process of creating a new work of art is driven by trying to capture an inspiration by doing a simple sketch or jotting down an idea in a notebook. At a later time the sketch or notes are then expanded into a large hand drawing or computer drafted design that becomes a pattern for the finished piece. I then enjoy the mental stimulus of puzzling out what colors and techniques to use for completing the piece. Like most artists, the plan I start with is not always what I get when a project is completed."

The Botanic Gardens take Diana's wall hanging and renders it in beautiful flowers. (You will want to visit the Vera Bradley outlets and see the wall hanging as it travels from vendor to vendor and buy a raffle ticket for a chance to have a permanent part of the quilt gardens in your home.)



## Elkhart County Quilt Gardens Tour 2011


(continued)



### Krider Gardens—Sunrise

The Sunrise pattern originated with colonists and pioneer women who were conscious of the beauty of the sunrise (probably frequently viewing it, unlike today's citizens). It evolved into many and varied

interpretations. Krider chose this pattern to commemorate the Sunrise Bench, which is located in the garden. The present bench is a reproduction of the original Sunrise Bench displayed in the Krider Nursery display garden at the 1934 Chicago World's Fair. It is also a variation of the Buggy Wheel pattern which recognizes the local Amish community.



### Linton's Enchanted Gardens— Grandmother's Flower Garden

This beloved, traditional pattern is built on the hexagon (which is thought to have originated in the mosaic patterns of the Middle East; indeed, the pattern is also sometimes called Mosaic). Some scholars find the origins for the pattern in ancient Roman times and at that time was known as honeycomb. Although large hexagons can be pieced by machine, this quilt is traditionally hand pieced. It was popular in the late nineteenth and early twentieth centuries. It became popular again during the depression, when quilt making became a necessity in many homes because the tiny hexagons could make use of the tiniest scrap of fabric. It is popular today for those quilters who always need to keep their hands busy as the small pieces can be made in the car, in an airplane, taken on vacation, etc. The hexagons are individually sewn by hand, then pieced together in a flower and then joined by a meandering path that forms the background of the quilt. In the depression years each flower was usually different, with the path which unifies the quilt being the only constant. Today most flower garden quilts pick a unifying color scheme repeated in each flower. Linton's indicated they felt the flower symbol represent the many aspects of their business and as landscape designers, it shows their respect for the knowledge and creativity of gardeners and nurseries everywhere.

### **Old Bag Factory—Egress**

Again a quilt has been created by an artist and then rendered in flowers. Shirley Shenk of Quilt Designs, Goshen designed Egress as a contemporary quilt. The color flow that moves through the quilt may be viewed as different things



by different people. One gentleman who purchased a wall quilt in this design saw a ski slope (he was an avid skier and owned a ski lodge in Colorado). Others see a lightening bolt or a river. One customer even saw a goose--if you step inside the shop and see the fabric rendering of the quilt you can (with some imagination) see the goose--it really is there. Most likely you will see a waterfall weaving through the two diamonds, but with the joy of art you may see something entirely different.

Shirley's husband Dave names her new quilt designs (in addition to meeting and greeting visitors to Quilt Designs (adjacent to the garden)). He immediately picked the name and tells of his dad telling the story of P. T. Barnum and his sign in the circus that had an arrow and the words, "To See the Egress - 5 cents." Thinking the egress was an exotic bird or dancer, men, in particular, would go through the door marked egress only to find themselves out in a cornfield. Then in order to get back into the circus, Barnum would charge them the 20 cent admission. Dave points out they learned that "egress" means "to exit", which this quilt does in several places.

Submitted by  
Mary Davis



*Food & Nutrition Column by Mary Ann Lienhart-Cross*

Last week I wrote about vegetables and the ongoing fact that we all need to eat more vegetables. This period of late winter and early spring is a time of great anticipation for gardeners. As I have processed the events of the last couple of weeks I decided that there had to be a way that I could incorporate the passing of a very special consumer of good food and a passionate gardener Martin "Mike" Julian Maloney into my food and nutrition column. As I continued to ponder this, I decided Mike being the focus of my column was a no brainer, I just wish I had thought about incorporating Mike into a column when he was alive so he could have enjoyed it.

Mike and I had a wonderful friendship and professional working relationship. He served on the Extension Board and earned the title of Friend of Extension in 2005. Mike loved people and helping them with all of their gardening questions. He was a Charter Member of the Michiana Master Gardeners, class of 1996 where he taught many lawn care classes. Mike loved to eat good food and earlier in our professional relationship he would ask me to be a guest on his radio program, we never had enough time for all the questions

As life changes for us all it also did for Mike. He was off the air and then back on with "Green Thumbs Up," and myself with "What Cooking with Mary Ann". We began sharing Saturday mornings with back to back radio programs. In between programs we always talked about gardening, harvesting and the best part—cooking and enjoying the harvest.

Mike would have the winter months off and return in the spring. When he returned you would know spring was soon to be here. Spring is such an exciting time in the garden, and it always brought new energy to both of us! Mike and I could talk about and anticipate eating fresh rhubarb, asparagus, when to plant peas, when to harvest and most of all how to prepare and eat good food.

Mike knew where there were great chiefs and cooks and good restaurants, and they took care of him. When life changed for Mike, and his wife Charlotte passed away, he learned to cook. He liked the crock pot and the fact that it was so easy to make great food. Then life changed again for him and he had Lois, his second wife, who did the cooking and took care of him till the end.

Mike Maloney became a great friend to every person he ever met. He loved sharing food, gardening and most of all—time with everyone. I never saw him hurry or not have time for people. Mike's funeral was positive and a celebration of his life, some of us even painted our thumb nails green for "Green Thumbs Up" in celebration of Mike's life. To tell you a little more about the funeral, I am sure Mike appreciated it as the sun was shining, the sky was very blue and the birds were really singing. He would have also appreciated the dinner as we looked out over the golf course enjoying good food, fellowship and sharing Mike Malone stories and "blarney", as the priest said. The bottom line is that we laid to rest a one of a kind man who made a difference, loved good food and being kind. Thanks Mike

~ Mary Ann Lienhart-Cross

Submitted by Marilyn Horvath

### **E Z Lo Cal Dessert**

1 small purchased angel food cake  
1 container lite whipped topping  
1 small sugarless strawberry gelatin  
1 c. boiling water and 1 c. cold water  
2 to 3 cups strawberries, fresh or frozen whole, cut in fourth, unsweetened

Break cake into small pieces in a large bowl. Dissolve gelatin in one cup of hot water, add one cup of cold water, then pour it over the cake when cooled a bit. Add in unsweetened strawberries, cut in fourths, and whipped topping to suit. Mix all lightly and refrigerate. Serves a crowd.

### **Texas Style Chili**

(from Elkhart Truth, Super Bowl week)

1 # ground beef or turkey  
1 onion, diced  
1/4 C beef broth (Bouillon cube ok)  
1 15 oz can yellow hominy, drained & rinsed  
1 15 oz can whole kernel corn ", or 1 1/2 C frozen corn  
2 15 oz cans dark red kidney beans drained & rinsed  
2 15 oz cans chili beans (in chili gravy, do not drain)  
2 15 oz cans diced tomatoes, do not drain  
2 Tablespoons taco seasonings  
1 package ranch dressing seasoning mix  
1 Tablespoon chili sauce

Brown meat with onion (I added green peppers here). Cook until brown & drain.(I use lean meat so no draining is needed.) Add the many cans of beans & tomatoes. You can cook on low in a crock-pot, but it works fine to simmer on the stove. Optional - Use hot tomato mixtures in lieu of chili beans, add black beans to mixture for color. Serve with cheese, sour cream, chives, chips, cornbread, crackers. This makes a thick chili. It can be frozen in serving size containers. Recipe serves 8 hearty bowls.

Comment: My husband is not a chili fan, but ate two bowls of this!

Nutrition: 506 calories, 14 g fat, 58 g carbohydrates.

CONTINUING EDUCATION OPPORTUNITIES– STATE

- March 12, 2011  
**MMGA 12th ANNUAL PUBLIC SEMINAR, “Slow Gardening®” with guest speaker Felder Rushing, 1:30-4:00PM.**
  
- March 12, 2011  
**It’s My First Yard—What Do I Do???**—Yard and Gardening for Beginners, , sponsored by LaPorte County Master Gardeners and Extension, 9:00 AM to 3:30 PM Central Standard Time, St. Paul Lutheran Church Gym, 818 Franklin Square, Michigan City IN, Registration is \$10 to be paid by March 4th, Form located: [www.ag.purdue.edu/counties/LaPorte](http://www.ag.purdue.edu/counties/LaPorte)
  
- March 12, 2011  
**Spring Seminar**, sponsored by the Wabash Valley Master Gardener Association, St-Mary-of-the-Woods College West, Terre Haute IN, 9:00 AM to 4:00 PM, Cost \$30 program fee includes breaks and lunch/ \$35 after March 1st. Program topics include 5 presentations. For more info contact Terri Boland at [tboland@smwc.edu](mailto:tboland@smwc.edu) or Purdue Ext Vigo County 812-462-3371.
  
- March 12-20, 2011  
**Indiana Flower and Patio Show**, Indianapolis, Indiana State Fairgrounds, West Pavilion, 1202 E. 38th St., Mon-Fri: 10 AM-9PM, Saturdays: 10AM-9PM, Sundays: 10AM-5PM, General Admission is \$12 for adults, Children 12 and under are free, see the website [indianaflowerandpatioshow.com](http://indianaflowerandpatioshow.com).
  
- March 19, 2011  
**Green Gardening: Can You Dig It?**, 4-H Community Building, 4-H Fairgrounds LaGrange, IN 8 AM-3:30PM, Admission is \$20 for adults, \$10 for Children under 18, Includes morning refreshments and lunch. <http://www.hort.purdue.edu/mg/canyoudigit.pdf>
  
- April 30, 2011  
**Gardening Expo 2011**, sponsored by the Tippecanoe County Master Gardener Association and Purdue Ext. Tippecanoe County, 10AM to 3 PM, Tippecanoe County Fairgrounds, 1010 Teal Rd, Lafayette IN, Call 765-474-0793 for information.
  
- October 10-14, 2011  
**International Master Gardener Conference 2011**, Charleston, West Virginia. Early Bird price for registration before June 9th is \$250. After that date is \$300. Visit the website <http://imgc.ext.wvu.edu/registration>



INFORMATION FOR  
OUR MEMBERS

**Program and Refreshment Committee**

As you know, the month of March is when we have our Spring Celebration and Annual Dinner for MMGA. This will be held on March 12th at the Greencroft Center in Goshen. Because of this event, there will not be a membership meeting for the month of March. We will resume our monthly MMGA membership meetings in April. We hope to see you on March 12th.

Future meetings:

The program for the April meeting will be presented by one of our own Master Gardeners, Vallie Havens. She traveled to Alaska last year and will present The State of Alaska and Its Gardens and Flowers.

The program for the month of May will be presented by Angie Smith from the Elkhart County Feral Cat Coalition. She will speak about Critter in Our Yards.

Barb Heeter, Program/Refreshment Committee Co-Chair

**Please email articles for next month's Broadcaster to Sherrie Zou by April 8th. You may also mail them to Linda Kimple in the extension office or to me at my home (address in the directory)~Thank you!**

Corrections:

There was a humorous typo error in the February Broadcaster--the article about the Valpo show was supposed to read "Jay's trellis was brought home on top of Heidi's SUV" but the article as published left out the car and said "The trellis was brought home on top of Heidi! (I am glad you both survived the trip!)"

## *Membership Committee News*

It was good to see 56 members attend the Feb. 22, 2011, meeting to enjoy the very interesting and informative program on attracting birds to our yards. The daylight hours are getting longer and having a few robins visit our yard recently makes me feel spring cannot be far away. It is nice to have the new members from the 2010 class attending our monthly meetings and we look forward to becoming better acquainted in the near future. All members are encouraged to wear their name badges to help us all learn names.

The membership committee would like to thank the greeters for the first two meetings of 2011: Leah Lichtenberger and Kathleen Cripe. Also those who provided the Plant of the Month and other door prizes: Laura Barbettini, Betty Foltz, Gaye Yoder and Terry Wiley. There will be sign up lists at the registration table to volunteer to be a greeter or to donate a door prize for the upcoming months.

We ask that you please contact us if you know of any member who might appreciate a get well, sympathy or caring card so we can send one on behalf of our association.

Membership Committee: Marilyn Miles, phone (574) 295-1475, e-mail: [mamiles2@hotmail.com](mailto:mamiles2@hotmail.com) and Helen Martin, phone (574) 862-2019, e-mail: [gardeningduo@maplenet.net](mailto:gardeningduo@maplenet.net)

See you at the March 12<sup>th</sup> Spring Celebration and Annual Dinner!  
Submitted by Helen Martin

MICHIANA MASTER GARDENERS ASSOCIATION  
ELKHART COUNTY  
*Mission Statement*



The Michiana Master Gardeners Association is a not-for-profit educational organization dedicated to the improvement of the community. Members of the Association have completed the requirements of the Master Gardener Volunteer Training Program, working in affiliation with the Purdue Extension Service of Elkhart County. Its specific aim is to improve the quality of life in the community by providing information and technical assistance in the area of home horticulture through the use of trained and certified volunteers.

*‘It’s spring fever! That is what the name  
of it is. And when you’ve got it, you  
want—oh, you don’t quite know what it is  
you do want, but it just fairly makes your  
heart ache, you want it so. ~Tom Sawyer*

(574) 533-0554  
MARCH 2011